



GROUNDWORK

Oregon Safety Model (OSM)

Comprehensive assessment of:

Child Safety



Core CW Principles for DV Cases

Safe and Together™ Principles

- 1 Keeping child Safe and Together™ with non-offending parent
Safety Healing from trauma Stability and nurturance
- 2 Partnering with non-offending parent as default position
Efficient Effective Child-centered
- 3 Intervening with perpetrator to reduce risk and harm to child
Engagement Accountability Courts

(C) 2011 David Mandel & Associates LLC. For more information on the Safe and Together™ model, go to www.endingsilence.com

Co-Located Advocate Program

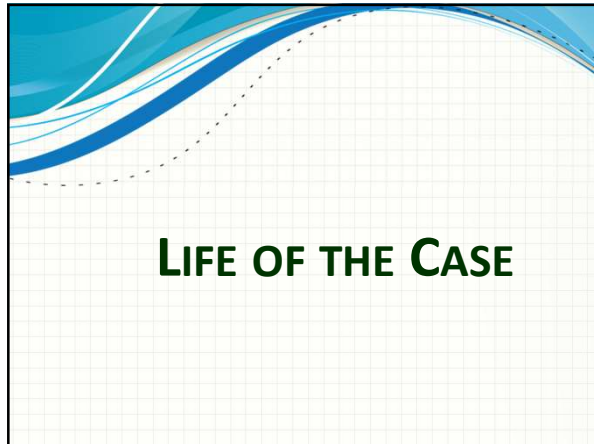
ROLES


GOALS

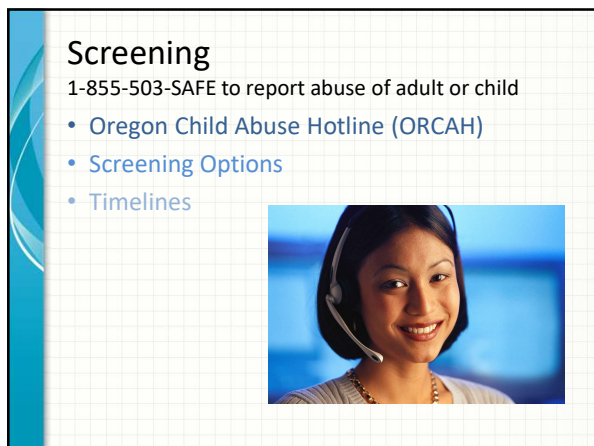


PARTNERING:
DISCUSSION

Consultation









Initial Contact & Protective Actions

Safety First

- Awareness
- Preparation
- Partnership



Initial Assessment Contact



Accompanying
Child Welfare at
the Initial Contact:
Discussion

Protective Action

- Child facing an immediate danger
- Same-day
- Short-term



Partnering in Protective Action

Lessons Learned





Assessment

The Six Domains

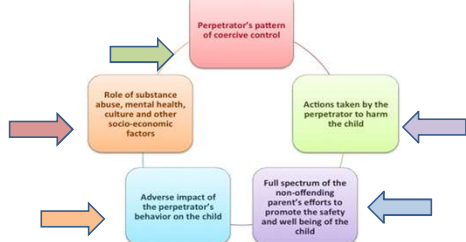
- Extent of maltreatment
- Circumstances surrounding maltreatment
- Child functioning
- Adult functioning
- Discipline
- Parenting Practices



D1

Comprehensive DV assessment

Safe and Together™ Critical Components



Perpetrator Mapping Activity

- Threats
- Isolation
- Emotional abuse
- Sexual abuse
- Financial control
- Physical violence
- Undermining parenting
- Using children as weapons
- Violence against others
- Sanctioned violence
- What is unknown?

Slide 19


D1

The notes on this one need to be updated. I think this is where we are going to discuss the six (6) domains.

DHS-OIS-NDS, 5/23/2013

Disposition

- Did abuse or neglect occur?
- Reasonable Cause to believe



Safe or Unsafe?



Safety threshold criteria:

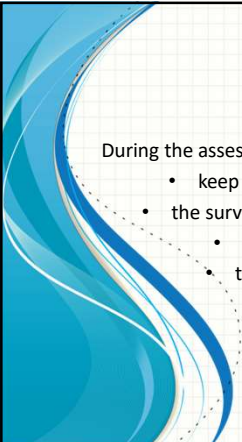
- Severity
- Imminent
- Observable
- Out of Control
- Vulnerability

If a child is unsafe, a case opens and a **Child Safety Meeting** occurs.

Pivoting Activity

Pivoting is a three step process:

- **Validate the worker:** Acknowledge the social worker's strengths, challenges and good intent
- **Pivot to the Perpetrator:** Pivoting from the focus on the survivor to the focus on the perpetrator
 - What is the perpetrator's pattern of behavior?
 - What interventions with the perpetrator will reduce safety concerns for the children and family
- **Return to the survivor:** After the initial pivot towards the perpetrator, pivot back to the survivor to check in on the presenting issue



ADVOCACY EXERCISE

During the assessment process how would you help:

- keep the focus on the batterer's behavior
- the survivor see their children's vulnerability
 - the survivor understand the process
 - the survivor advocate for themselves
 - the survivor safety plan



Permanency



Child Safety Meeting



ADVOCACY EXERCISE

HOW DO YOU HELP SURVIVORS IDENTIFY THEIR PARENTING STRENGTHS?

On-Going Safety Plan: In-Home or Out-of-Home

- Focused on batterer
- Built with survivor input
- Creates stability for child



Conditions for Return

- Safe, stable & sustainable enough
- Safety service providers
- Parents able to accommodate safety services



Protective Capacity Assessment

- Collaborative process
- Enhanced or diminished parental capacities



Case Plan




- Action Agreements
- Expected Outcomes



ADVOCACY EXERCISE

- How do you help CW workers understand what advocates do to keep kids safe?



Resources

- DHS website with local offices listed (list icon on top right of page)
www.oregon.gov/DHS
- Oregon Safety Model FAQ's
http://www.dhs.state.or.us/caf/safety_model/index.html#pm
- Child Welfare Staff Tools (CW Practices for Cases with DV)
https://www.dhs.state.or.us/caf/cw_stafftools.htm
- Working Together Desk Manual
<https://www.oregon.gov/DHS/ABUSE/DOMESTIC/Pages/resources.aspx>
- Safe & Together
<http://endingviolence.com/>
- Oregon Revised Statutes (Mandatory Reporting starts at 419B.005)
https://www.oregonlegislature.gov/bills_laws/Pages/ORS.aspx
- Oregon Coalition Against Domestic & Sexual Violence – FIND HELP
<https://www.ocadsv.org/find-help>
