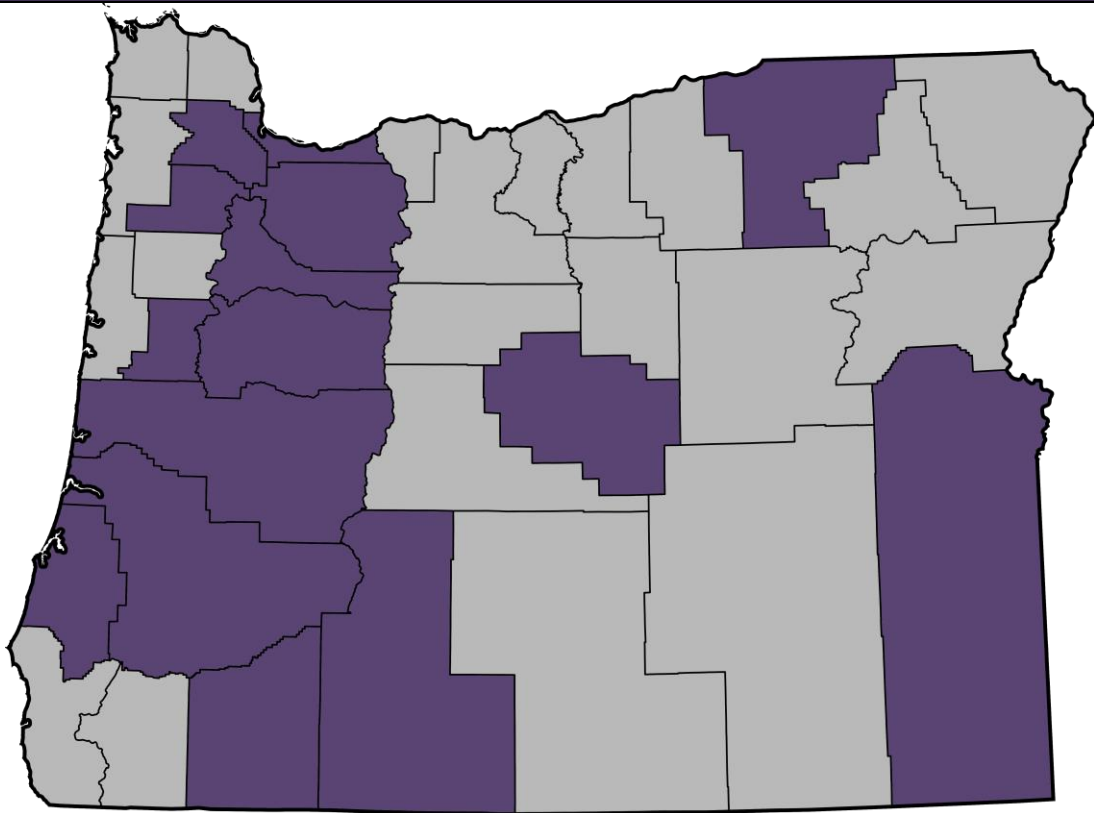


# Fatal Domestic Violence in Oregon: Demographics Related to Victims, Perpetrators, and Incidents

## 2017 Report



**Oregon Coalition**  
*Against Domestic & Sexual Violence*

9570 SW Barbur Blvd., Suite 214, Portland, OR • 503.230.1951 • [www.ocadsv.org](http://www.ocadsv.org)

For more information about this report, please contact:

Oregon Coalition Against Domestic and Sexual Violence  
9570 SW Barbur Blvd., Suite 214  
Portland, OR 97219  
503-230-1951  
[info@ocadsv.org](mailto:info@ocadsv.org)

Published June 2019  
Revised July 2019

## Table of Contents

<b>Introduction</b> .....	1
Definitions .....	2
<b>Overview: Domestic Violence Incidents across Oregon</b> .....	3
<b>A Look at Victims and Perpetrators</b>	
Overview of Victims .....	4
Age and Gender of Victims .....	5
Number of Victims Killed by Age and Gender .....	5
Relationship of Victim to Male Perpetrator .....	6
Relationship of Victim to Female Perpetrator .....	6
Number of Victims by Type of Relationship to Perpetrator .....	6
Relationship of Victim Killed to Perpetrator .....	7
Number of Victims Killed by Type of Relationship to Perpetrator .....	7
Manner of Victim Deaths .....	8
Overview of Perpetrators .....	8
Age and Gender of Perpetrators .....	8
Number of Perpetrators Killed by Age and Gender .....	9
Manner of Perpetrator Deaths .....	9
<b>A Closer Look at the Incidents</b>	
Location of Incident .....	9
Narrative Summaries by County .....	10
<b>Intimate Partner Violence Supplement</b> .....	12

## Introduction

In 2017, Oregon lost 37 people in fatal domestic violence incidents. In this report, the Coalition has utilized a broad definition of domestic violence, including a wide variety of incidents that take place in the context of a family or household. We track incidents involving care providers, people related by blood or marriage including extended family, current and former intimate partners, the extended family of current and former intimate partners, and cases of prostitution (covered under the term intimate partner). The term victim as used in this report refers to any individual who was killed, sustained injury, or was otherwise involved in an episode of fatal domestic violence, including bystanders. You will find tables and graphs with data pertaining to all victims, and tables and graphs specifically providing data pertaining to victims who lost their lives (the header of these tables and graphs will refer to “victims killed”). Perpetrator data are provided in the same manner.

This report includes a section dedicated to intimate partner violence (IPV) fatalities that is identical in form to the larger report. The Coalition received feedback on the need for IPV-specific data to be presented separately due to some grant reporting requirements. You will find a broad look at IPV fatality incidents in the state, including in which counties they occurred, frequency per month, and types of incidents. This overview is followed by victim and perpetrator data, including age, gender, relationship, and manner of death. The IPV section concludes with location information.

## Definitions

**Domestic violence-** a pattern of coercive tactics that can include physical, psychological, sexual, economic, and/or emotional abuse, perpetrated by one person against a family member, intimate partner, or person in their care, with the goal of establishing and maintaining power and control.

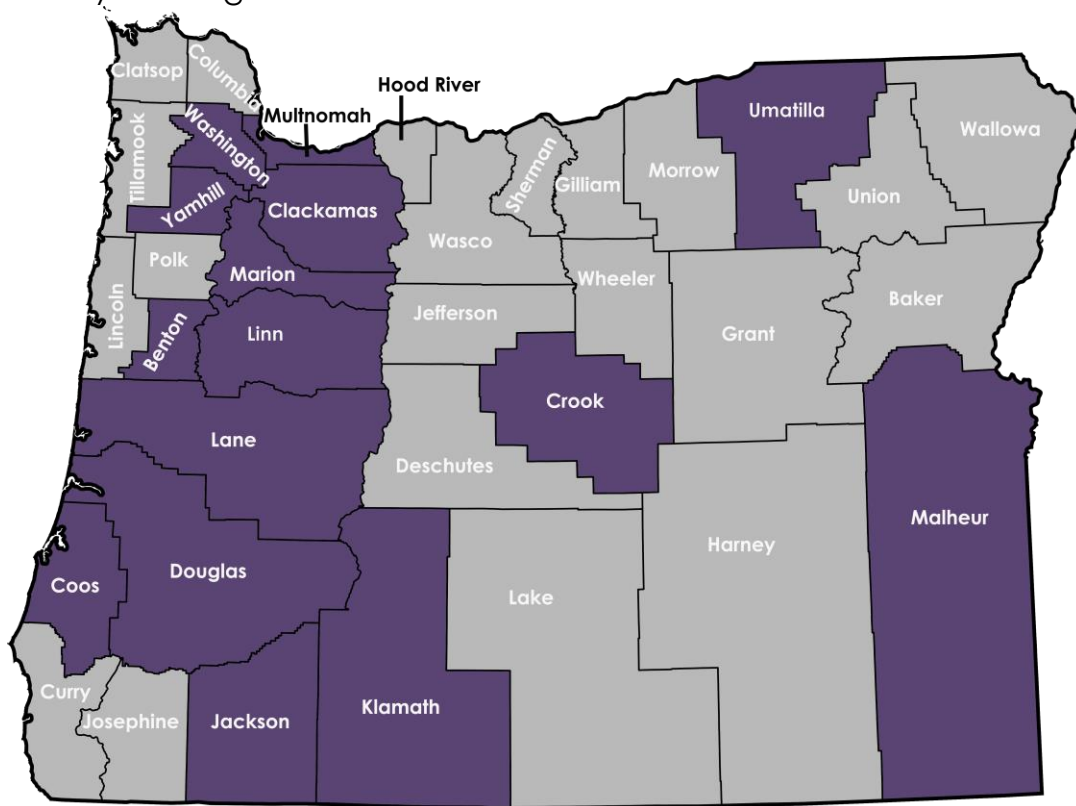
**Intimate partner violence-** a pattern of coercive tactics that can include physical, psychological, sexual, economic, and/or emotional abuse, perpetrated by one person against a current or former intimate partner, with the goal of establishing and maintaining power and control. It is a subcategory of domestic violence.

**Victim-** any individual who was killed, sustained injury, or was otherwise involved in an episode of fatal domestic violence, including bystanders.

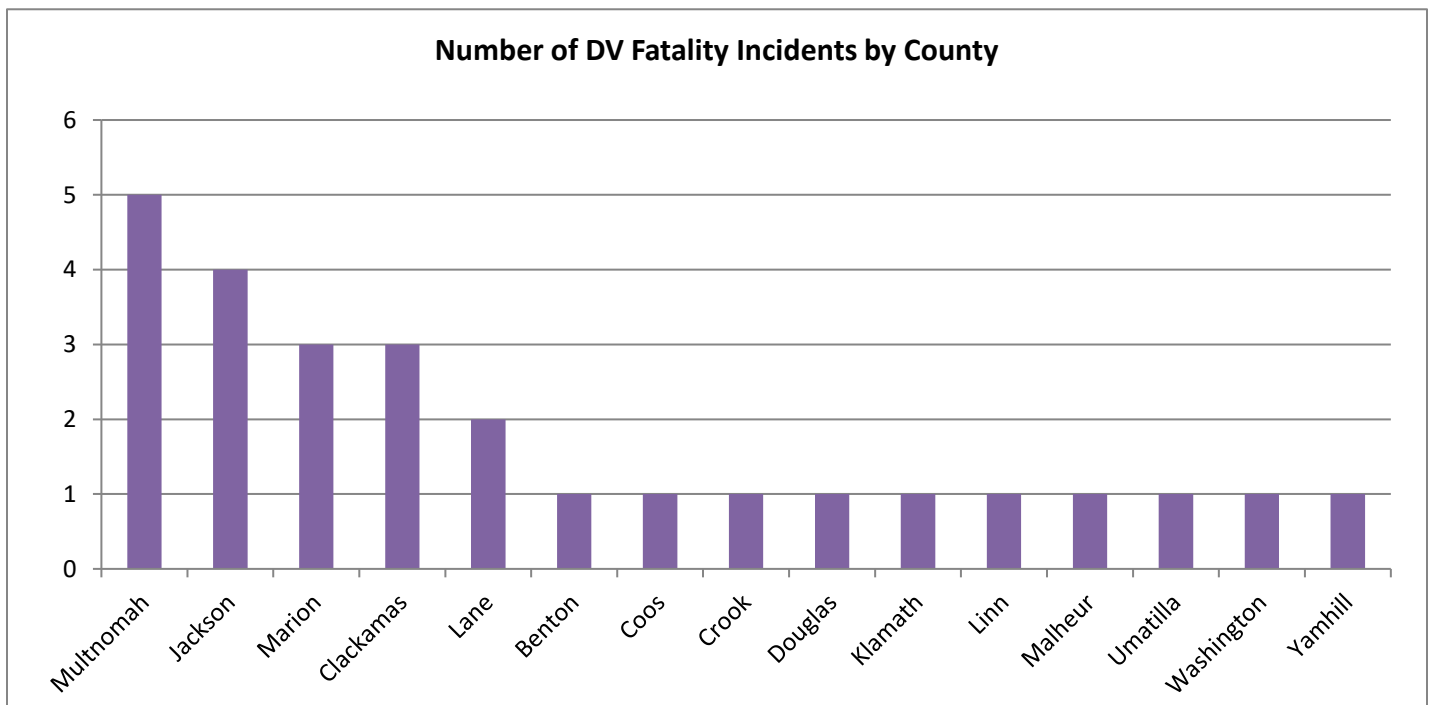
## Overview: Domestic Violence Incidents across Oregon

A total of **37** people—victims and perpetrators—lost their lives in 2017.

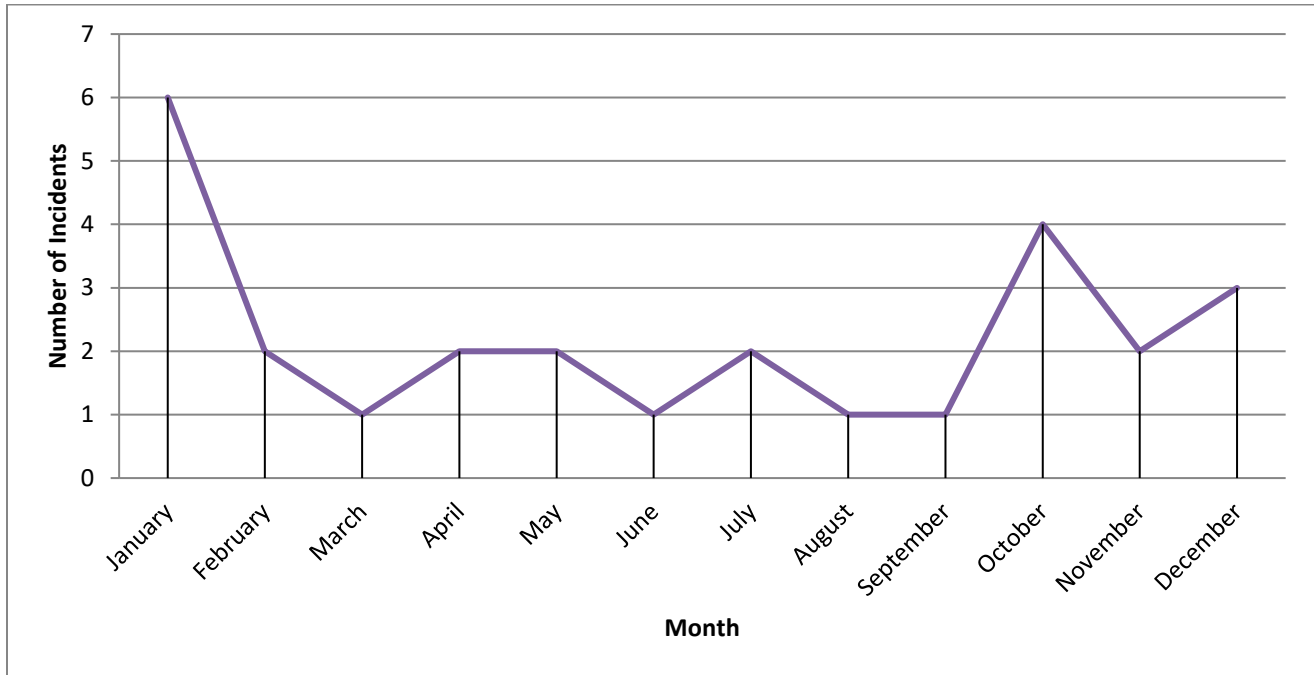
**Fifteen** out of thirty-six Oregon counties had at least one fatal domestic-violence incident.



The state suffered a **total of 27** separate incidents of fatal domestic violence, with the highest number concentrated in Multnomah County.



The highest number of fatal DV incidents in a one-month period occurred in **January**.



### Types of Incidents

Murder (including self-defense)	<b>23</b>
Murder-suicide or attempted murder-suicide	<b>3</b>
Police intervention death	<b>1</b>
Total	<b>27</b>

### A Look at Victims and Perpetrators

#### Overview of All Victims

Total number of victims	<b>42</b>
Total number of victims killed	<b>32</b>
Total number of female victims	<b>21</b>
Number of female victims killed	<b>17</b>
Number of female victims physically injured	<b>1</b>
Total number of male victims	<b>18</b>
Number of male victims killed	<b>14</b>
Number of male victims physically injured	<b>2</b>
Total number of victims of unknown gender	<b>3</b>
Number of victims of unknown gender killed	<b>1</b>

Out of a total of forty-two victims, **76%** were killed.

Of twenty-one female victims, **81%** were killed.

Of eighteen male victims, **78%** were killed.

Age and Gender of All Victims				
Age of Victim	Female	Male	Unknown	Total by Age
0-6	0	0	0	0
7-17	3	2	0	5
18-30	3	2	0	5
31-40	5	3	0	8
41-50	2	3	0	5
51-60	5	2	0	7
61-70	0	3	0	3
71-80	0	1	0	1
81-90	0	0	0	0
91-100	0	1	0	1
Unknown	3	1	3	7
Total by Gender	21	18	3	42

Number of Victims Killed by Age and Gender				
Age of victim	Female	Male	Unknown	Total by Age
0-6	0	0	0	0
7-17	3	2	0	5
18-30	3	2	0	5
31-40	4	2	0	6
41-50	2	2	0	4
51-60	5	2	0	7
61-70	0	2	0	2
71-80	0	1	0	1
81-90	0	0	0	0
91-100	0	1	0	1
Unknown	0	0	1	1
Total by Gender	17	14	1	32



### Relationship of Victim to Male Perpetrator\*

When perpetrator was male, victim was:

Sibling	2	Child	5
Former intimate partner	2	Ex-wife	1
Father	2	Foster mother	1
Foster sibling	1	Current intimate partner	3
Current intimate partner of father	1	Grandfather	1
Mother	2	No relation	6
Roommate	1	Unclear	1
Wife	4	Estranged wife	2
Current intimate partner of perpetrator's former intimate partner	1	Father of current intimate partner	1

Total: 37

### Relationship of Victim to Female Perpetrator\*

When perpetrator was female, victim was:

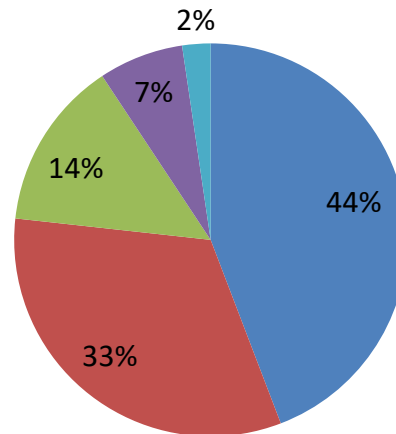
Current intimate partner	3	Husband	2
Ex-husband	1	Father	1

Total: 7

\*One person has been omitted from these tables because it is unknown who the perpetrator was and who the victim was, based on limited available information.

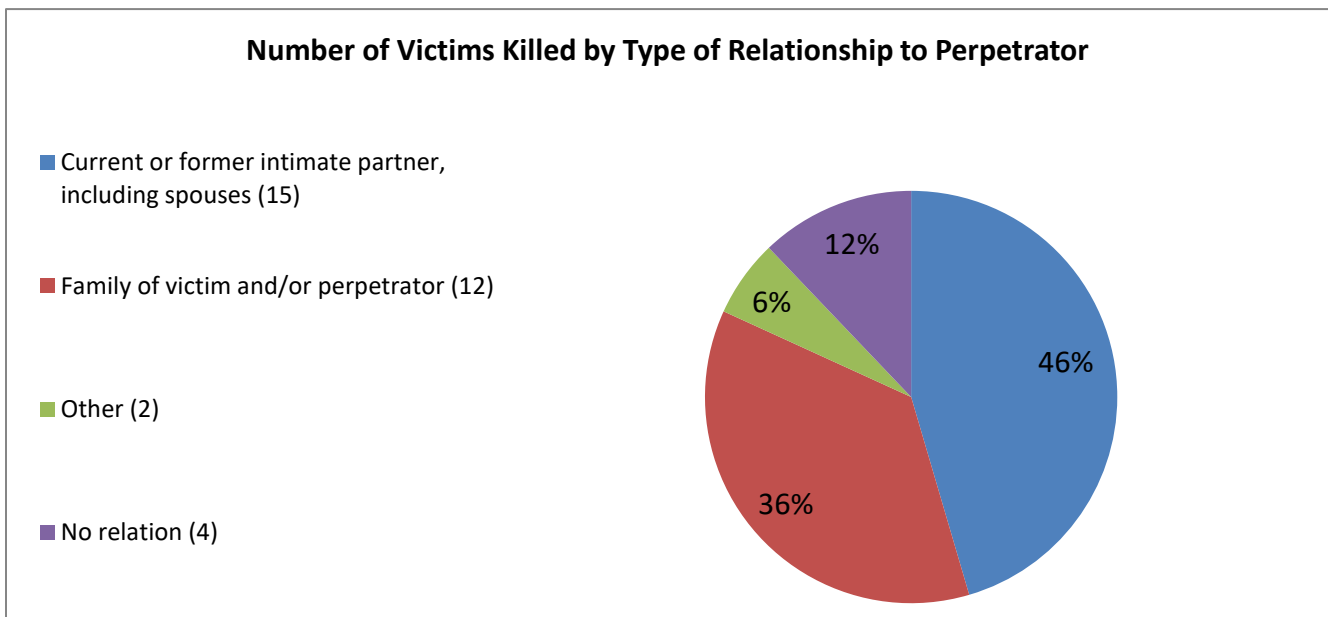
**Number of Victims by Type of Relationship to Perpetrator**

- Current and former intimate partners, including spouses (19)
- Family of victim and/or perpetrator (14)
- No relation (6)
- Other (3)
- Unclear (1)

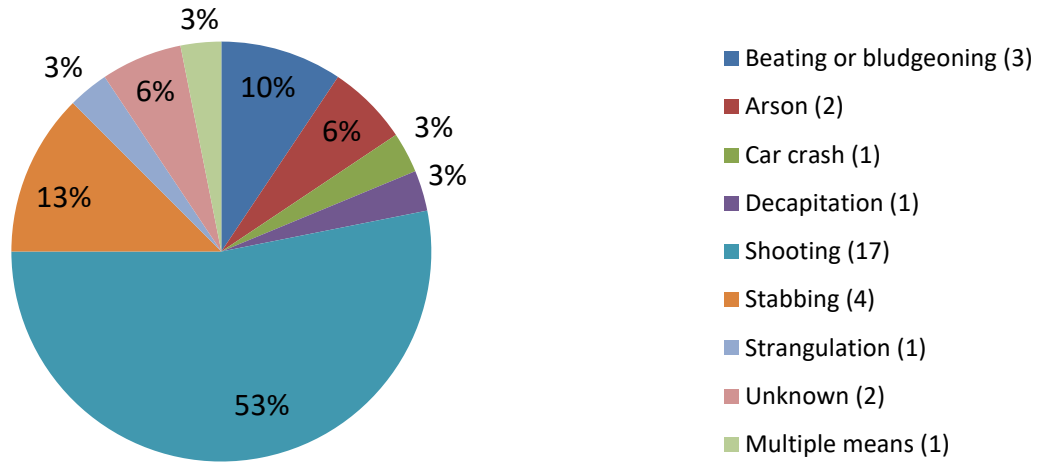


Relationship of Victim Killed to Perpetrator*			
Current intimate partner	6	Child	3
Ex-wife	1	Father	2
Foster mother	1	Foster sibling	1
Current intimate partner of father	1	Grandfather	1
Husband	2	Mother	2
No relation	4	Sibling	1
Unclear	1	Wife	4
Estranged wife	1	Ex-husband	1
Father of current intimate partner	1		
Total: <b>33</b>			

\*One person has been omitted from this table because it is unknown who the perpetrator was and who the victim was, based on limited available information.



### Manner of Victim Deaths



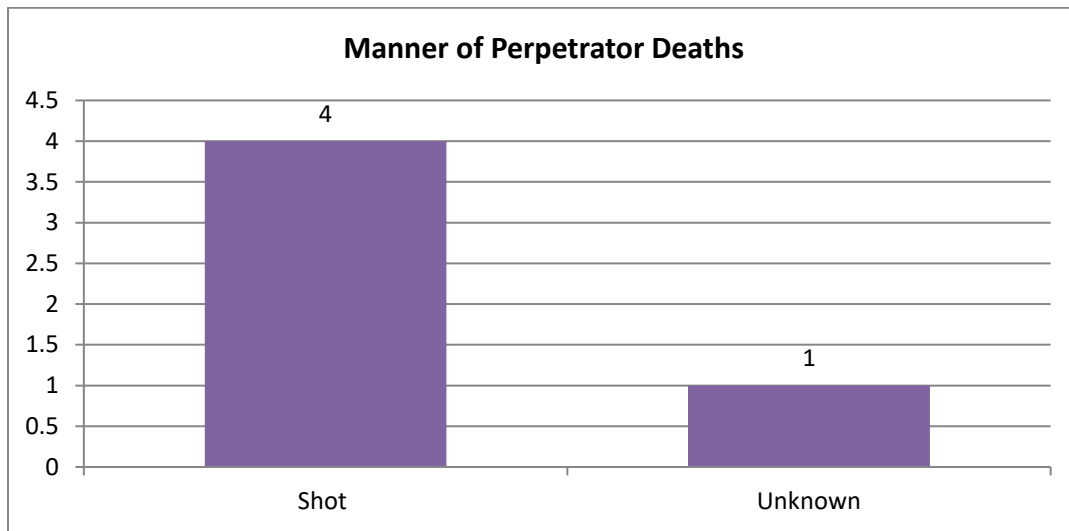
### Overview of Perpetrators

Total number of perpetrators	<b>29</b>
Total number of perpetrators killed	<b>5</b>
Total number of male perpetrators	<b>21</b>
Number of male perpetrators killed	<b>4</b>
Number of male perpetrators physically injured	<b>1</b>
Total number of female perpetrators	<b>7</b>
Number of female perpetrators killed	<b>0</b>
Number of female perpetrators physically injured	<b>0</b>
Total number of perpetrators of unknown gender	<b>1</b>
Number of perpetrators of unknown gender killed	<b>1</b>

### Age and Gender of Perpetrators

Age of Perpetrator	Male	Female	Unknown	Total by Age
Under 18	2	1	0	3
18-30	9	1	0	10
31-40	5	1	0	6
41-50	2	0	0	2
51-60	3	2	0	5
61-70	0	1	0	1
71-80	0	1	0	1
81-90	0	0	0	0
Unknown	0	0	1	1
<b>Total</b>	<b>21</b>	<b>7</b>	<b>1</b>	<b>29</b>

<b>Number of Perpetrators Killed by Age and Gender</b>				
Age of Perpetrator	Males	Females	Unknown	Total by Age
Under 18	0	0	0	0
18-30	1	0	0	1
31-40	1	0	0	1
41-50	2	0	0	2
51-60	0	0	0	0
61-70	0	0	0	0
71-80	0	0	0	0
81-90	0	0	0	0
Unknown	0	0	1	1
<b>Total</b>	<b>4</b>	<b>0</b>	<b>1</b>	<b>5</b>



## A Closer Look at the Incidents

### Location

<b>Overview of Incident Locations*</b>	
Residence, immediate vicinity of residence, or personal property	22
Street and/or vehicle	1
Outdoor area or park	3
Store	2
Motel/hotel	1

\*Some incidents involved multiple locations.

## Narrative Summaries by County

### Benton

**Alsea-** A man fatally shot his girlfriend in a secluded area outside Alsea.

### Clackamas

**Molalla-** A man fatally shot his wife in her home.

**Colton-** A man decapitated his mother in her home and then stabbed a man at a local grocery store. The victim of the stabbing survived.

**Sandy and Boring-** A man threatened his estranged wife in her home with an AR-15 and other weapons. She called the police, who engaged the man in a standoff until he returned to his own home and was fatally shot by police.

### Coos

**Coos Bay-** A man fatally stabbed his grandfather at his home and attacked his brother, who was not injured.

### Crook

**Prineville-** A woman fatally shot her boyfriend in their home.

### Douglas

**Lookingglass-** A teenage boy fatally shot his foster mother, foster sister, and sister in their home.

### Jackson

**Central Point-** A woman fatally shot her husband in their home.

**Central Point-** A woman fatally shot her husband in their home.

**Medford-** A man fatally stabbed his girlfriend at her home.

**Medford-** A man fatally bludgeoned his juvenile girlfriend's father to death. She was involved in planning the murder, along with another man.

### Klamath

**Klamath Falls-** A woman fatally shot her boyfriend in their home.

### Lane

**Eugene-** A woman fatally shot her boyfriend at a park.

**Florence-** A woman fatally shot her ex-husband in his home.

### Linn

**Lebanon-** A man fatally shot his estranged wife when she came to his home in the morning to help prepare their two children for school that day.

## Malheur

**Ontario-** A man fatally stabbed his ex-wife and intentionally drove his vehicle head on into another vehicle, killing the driver and seriously injuring a passenger.

## Marion

**Hubbard-** A man bludgeoned his wife to death, fatally shot their three children, and set their home on fire before fatally shooting himself.

**Turner-** A married couple were killed in a murder-suicide. It is unknown who the victim was and who the perpetrator was, based on available information.

**Turner-** A man fatally shot his wife inside their home.

## Multnomah

**Portland-** A man fatally strangled his girlfriend in a motel.

**Portland-** A man got into a fight with his ex-girlfriend at her apartment. She left and he set the apartment on fire, killing her two roommates. She had a restraining order against him.

**Portland-** A man beat his wife to death in their home.

**Portland-** A man fatally shot a teenage girl in a park before fatally shooting himself. He had been under investigation for child rape.

**Portland-** A man fatally stabbed his father at his home.

## Umatilla

**Hermiston-** A man fatally shot his girlfriend's ex-boyfriend when the latter showed up at his girlfriend's house and charged towards him with a handgun.

## Washington

**Beaverton-** A man murdered his mother and burned her body in the backyard fire pit.

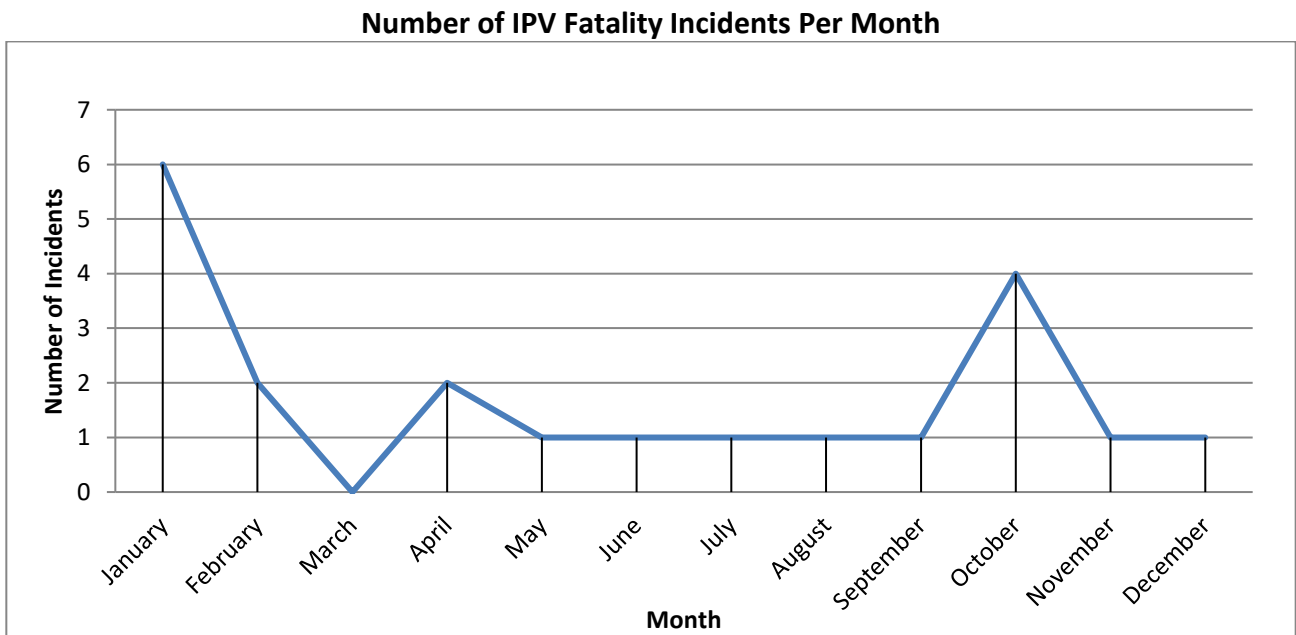
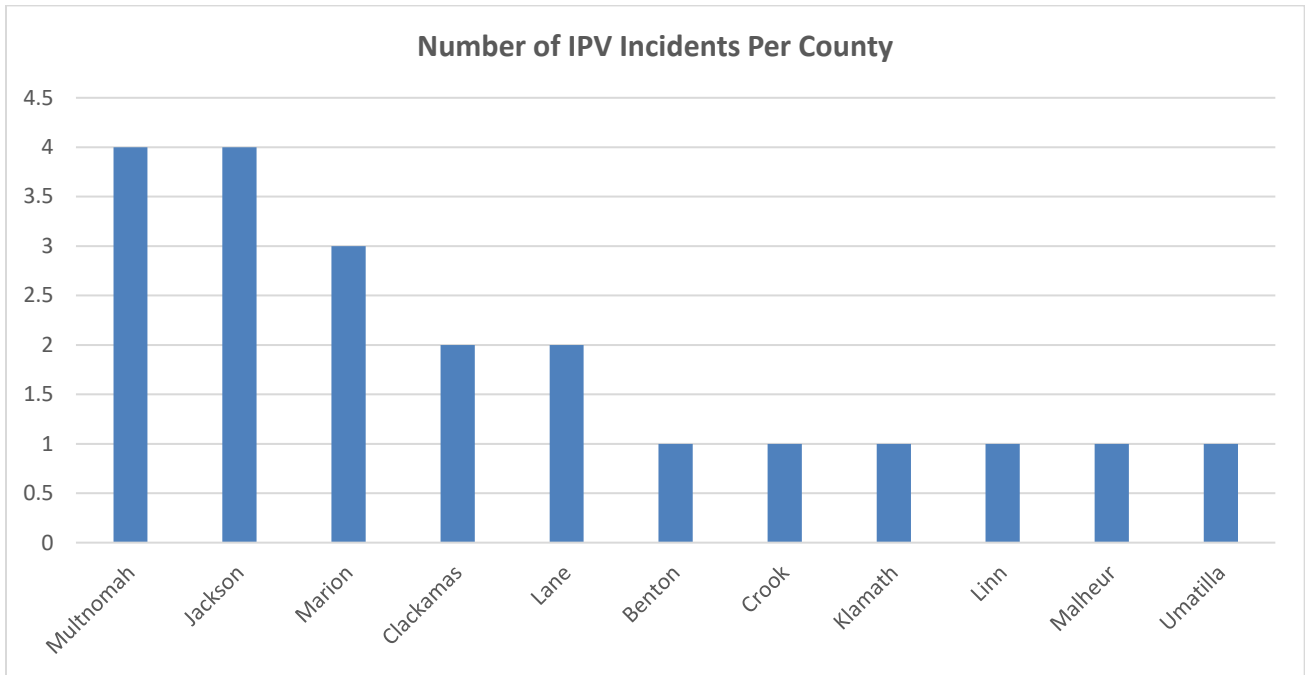
## Yamhill

**McMinnville-** A teenage boy cut his father's girlfriend's throat and inflicted fatal blunt force trauma before shooting a roommate, who survived.

### 2017 IPV Supplement

This supplement examines intimate partner violence (IPV) fatalities, a subcategory of domestic violence fatalities (see definitions on page 2 of this report).

There was a total of 21 IPV and IPV-related fatality incidents in 2017.



## Types of Incidents

Murder (including self-defense)	17
Murder-suicide or attempted murder-suicide	3
Police intervention death	1
Total	21

## Overview of Victims

Total number of victims	31
Total number of victims killed	24
Total number of female victims	15
Number of female victims killed	11
Number of female victims physically injured	1
Total number of male victims	13
Number of male victims killed	12
Number of male victims physically injured	0
Total number of victims of unknown gender	3
Number of victims of unknown gender killed	1

## Age and Gender of Victims

Age of Victim	Female	Male	Unknown	Total by Age
0-6	0	0	0	0
7-17	2	2	0	4
18-30	2	2	0	4
31-40	5	3	0	8
41-50	1	2	0	3
51-60	2	2	0	4
61-70	0	1	0	1
71-80	0	0	0	0
81-90	0	0	0	0
91-100	0	1	0	1
Unknown	3	0	3	6
Total by Gender	15	13	3	31



### Number of Victims Killed by Age and Gender

Age of victim	Females Killed	Males Killed	Unknown	Total by Age
0-6	0	0	0	0
7-17	2	2	0	4
18-30	2	2	0	4
31-40	4	2	0	6
41-50	1	2	0	3
51-60	2	2	0	4
61-70	0	1	0	1
71-80	0	0	0	0
81-90	0	0	0	0
91-100	0	1	0	1
Unknown	0	0	1	1
<b>Total by Gender</b>	<b>11</b>	<b>12</b>	<b>1</b>	<b>24</b>

### Relationship of Victim to Male Perpetrator\*

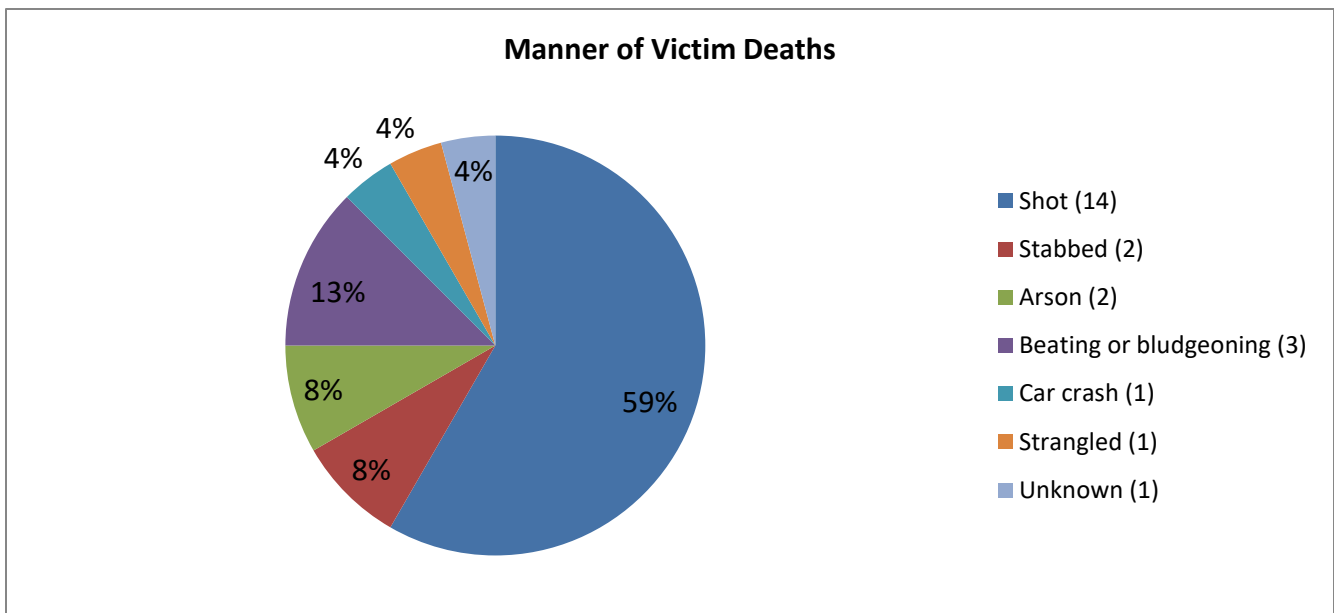
When perpetrator was male, victim was:	
Child	5
Former intimate partner	2
Ex-wife	1
Current intimate partner	3
No relation	5
Unclear	1
Wife	4
Estranged wife	2
Current intimate partner of perpetrator's former intimate partner	1
Father of current intimate partner	1
<b>Total:</b>	<b>25</b>

### Relationship of Victim to Female Perpetrator\*

When perpetrator was female, victim was:	
Current intimate partner	3
Husband	2
Ex-husband	1
<b>Total:</b>	<b>6</b>

Relationship of Victim Killed to Perpetrator*	
Current intimate partner	6
Child	3
Ex-wife	1
Husband	2
No relation	4
Unclear	1
Wife	4
Estranged wife	1
Ex-husband	1
Father	1
Father of current intimate partner	1

\*One person has been omitted from these tables because it is unknown who the perpetrator was and who the victim was, based on limited available information.



## Overview of Perpetrators

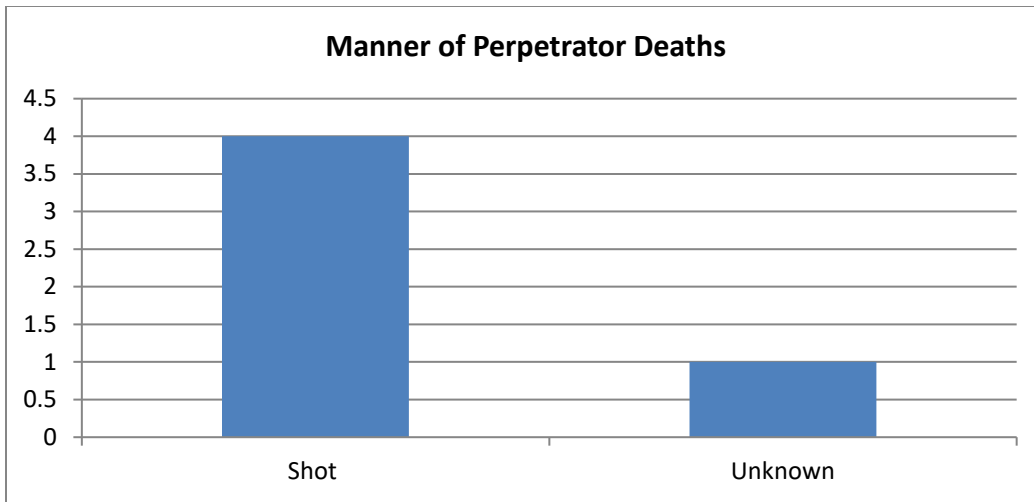
Total number of perpetrators	<b>23</b>
Total number of perpetrators killed	<b>5</b>
Total number of male perpetrators	<b>15</b>
Number of male perpetrators killed	<b>4</b>
Number of male perpetrators physically injured	<b>1</b>
Total number of female perpetrators	<b>7</b>
Number of female perpetrators killed	<b>0</b>
Number of female perpetrators physically injured	<b>0</b>
Total number of perpetrators of unknown gender	<b>1</b>
Number of perpetrators of unknown gender killed	<b>1</b>

### Age and Gender of Perpetrators

Age of Perpetrator	Male	Female	Unknown	Total by Age
Under 18	0	1	0	1
18-30	6	1	0	7
31-40	4	1	0	5
41-50	2	0	0	2
51-60	3	2	0	5
61-70	0	1	0	1
71-80	0	1	0	1
81-90	0	0	0	0
Unknown	0	0	1	1
<b>Total</b>	<b>15</b>	<b>7</b>	<b>1</b>	<b>23</b>

### Number of Perpetrators Killed by Age and Gender

Age of Perpetrator	Males Killed	Females Killed	Unknown	Total by Age
Under 18	0	0	0	0
18-30	1	0	0	1
31-40	1	0	0	1
41-50	2	0	0	2
51-60	0	0	0	0
61-70	0	0	0	0
71-80	0	0	0	0
81-90	0	0	0	0
Unknown	0	0	1	1
<b>Total</b>	<b>4</b>	<b>0</b>	<b>1</b>	<b>5</b>



### A Closer Look at the Incidents

#### Location

Location of Incident*	
Residence or immediate vicinity of residence, or personal property	<b>16</b>
Street and/or vehicle	<b>1</b>
Outdoor area or park	<b>3</b>
Motel/hotel	<b>1</b>
Store	<b>1</b>

\*Some incidents involved multiple locations.