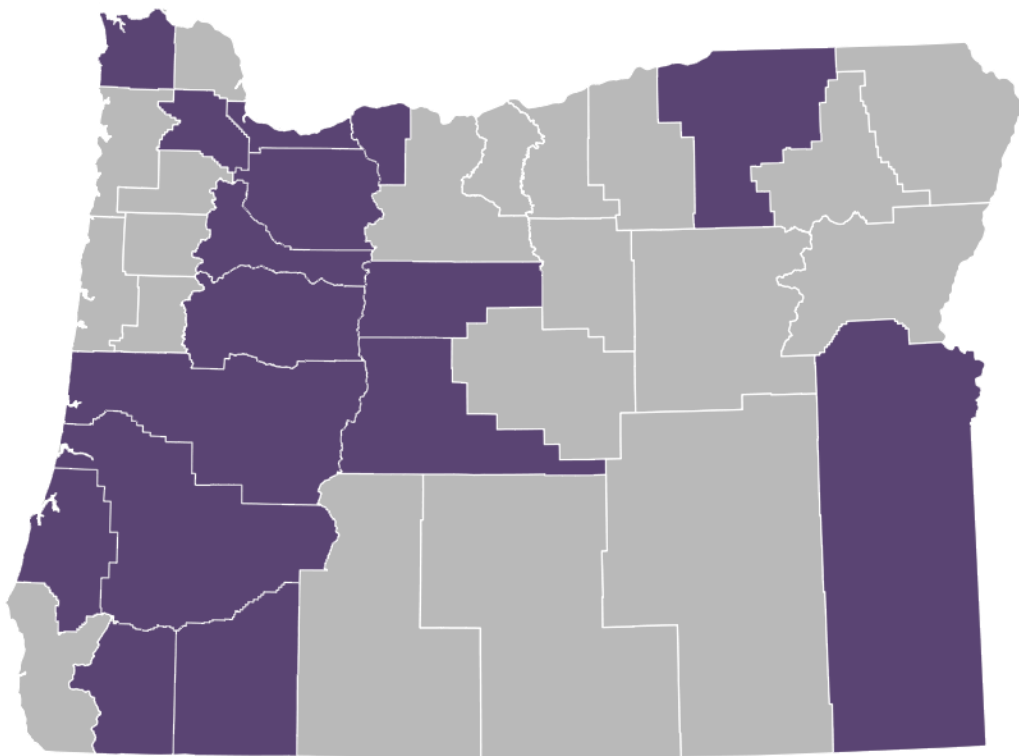


# Fatal Domestic Violence in Oregon: Demographics Related to Victims, Perpetrators, and Incidents

## 2014 Report



**Oregon Coalition**  
*Against Domestic & Sexual Violence*

9570 SW Barbur Blvd., Suite 214, Portland, OR • 503.230.1951 • [www.ocadsv.org](http://www.ocadsv.org)

For more information about this report, please contact:

Chloe Massarello  
Oregon Coalition Against Domestic and Sexual Violence  
9570 SW Barbur Blvd., Suite 214  
Portland, OR 97219  
503-230-1951 x. 300  
[chloe@ocadsv.org](mailto:chloe@ocadsv.org)

Published 2015

## Table of Contents

<b>Introduction</b> .....	1
Definitions .....	2
<b>Overview: Domestic Violence Incidents across Oregon</b> .....	3
<b>A Look at Victims and Perpetrators</b>	
Overview of Victims .....	4
Age and Gender of Victims .....	5
Number of Victims Killed by Age and Gender .....	5
Relationship of Victim to Male Perpetrator .....	6
Relationship of Victim to Female Perpetrator .....	6
Number of Victims by Type of Relationship to Perpetrator .....	6
Relationship of Victim Killed to Perpetrator .....	7
Number of Victims Killed by Type of Relationship to Perpetrator .....	7
Manner of Victim Deaths .....	7
Overview of Perpetrators .....	8
Age and Gender of Perpetrators .....	8
Number of Perpetrators Killed by Age and Gender .....	8
Manner of Perpetrator Deaths .....	9
<b>A Closer Look at the Incidents</b>	
Location of Incident .....	9
Murder-Suicide .....	9
Age and Gender of Murder-Suicide Victims .....	10
Age and Gender of Murder-Suicide Perpetrators .....	10
Relationship of Victim to Male Perpetrator .....	10
Location of Incident .....	10
Narrative Summaries by County .....	11
<b>Intimate Partner Violence Supplement</b> .....	14

## Introduction

In 2014, Oregon lost 45 women and men in fatal domestic violence incidents. In this report, the Coalition has utilized a broad definition of domestic violence, including a wide variety of incidents that take place in the context of a family or household. We track incidents involving care providers, people related by blood or marriage including extended family, current and former intimate partners, the extended family of current and former intimate partners, and cases of prostitution (covered under the term intimate partner). The term victim as used in this report refers to any individual who was killed, sustained injury, or was otherwise involved in an episode of fatal domestic violence, including bystanders. You will find tables and graphs with data pertaining to all victims, and tables and graphs specifically providing data pertaining to victims who lost their lives (the header of these tables and graphs will refer to “victims killed”). Perpetrator data are provided in the same manner.

This report includes a section dedicated to intimate partner violence (IPV) fatalities that is identical in form to the larger report. The Coalition received feedback on the need for IPV-specific data to be presented separately due to some grant reporting requirements. You will find a broad look at IPV fatality incidents in the state, including in which counties they occurred, frequency per month, and types of incidents. This overview is followed by victim and perpetrator data, including age, gender, relationship, and manner of death. The IPV section concludes with location information and a subsection focused on murder-suicide incidents.

## Definitions

**Domestic Violence-** a pattern of coercive tactics that can include physical, psychological, sexual, economic, and/or emotional abuse, perpetrated by one person against a family member, intimate partner, or person in his or her care, with the goal of establishing and maintaining power and control.

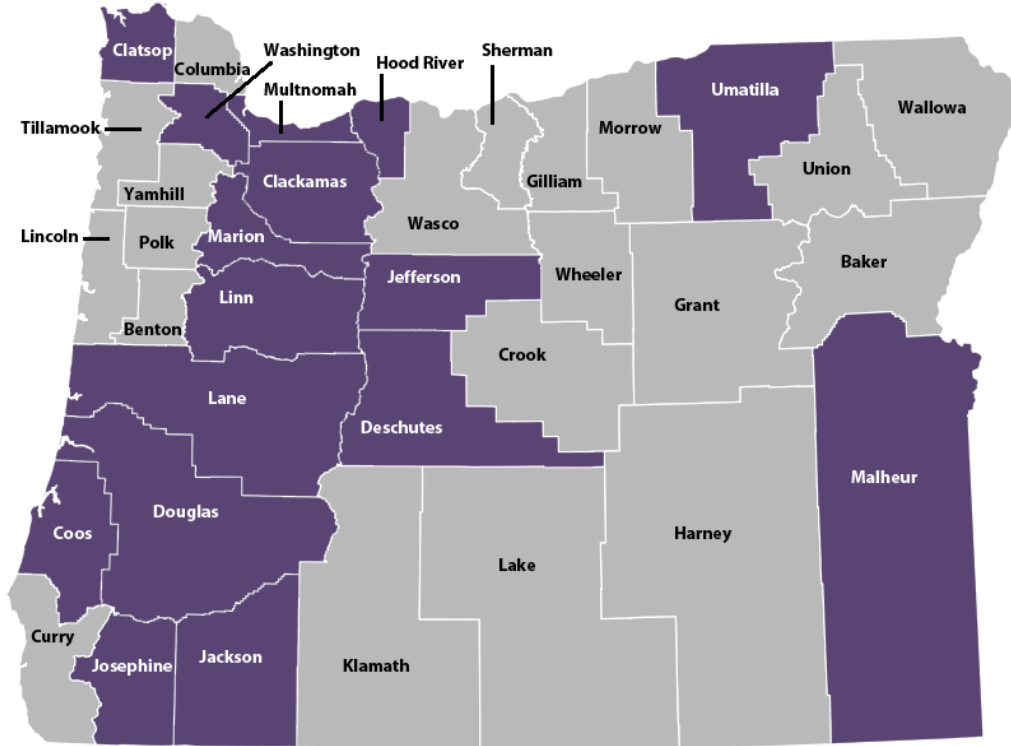
**Intimate partner violence-** a pattern of coercive tactics that can include physical, psychological, sexual, economic, and/or emotional abuse, perpetrated by one person against a current or former intimate partner, with the goal of establishing and maintaining power and control. It is a subcategory of domestic violence.

**Victim-** any individual who was killed, sustained injury, or was otherwise involved in an episode of fatal domestic violence, including bystanders.

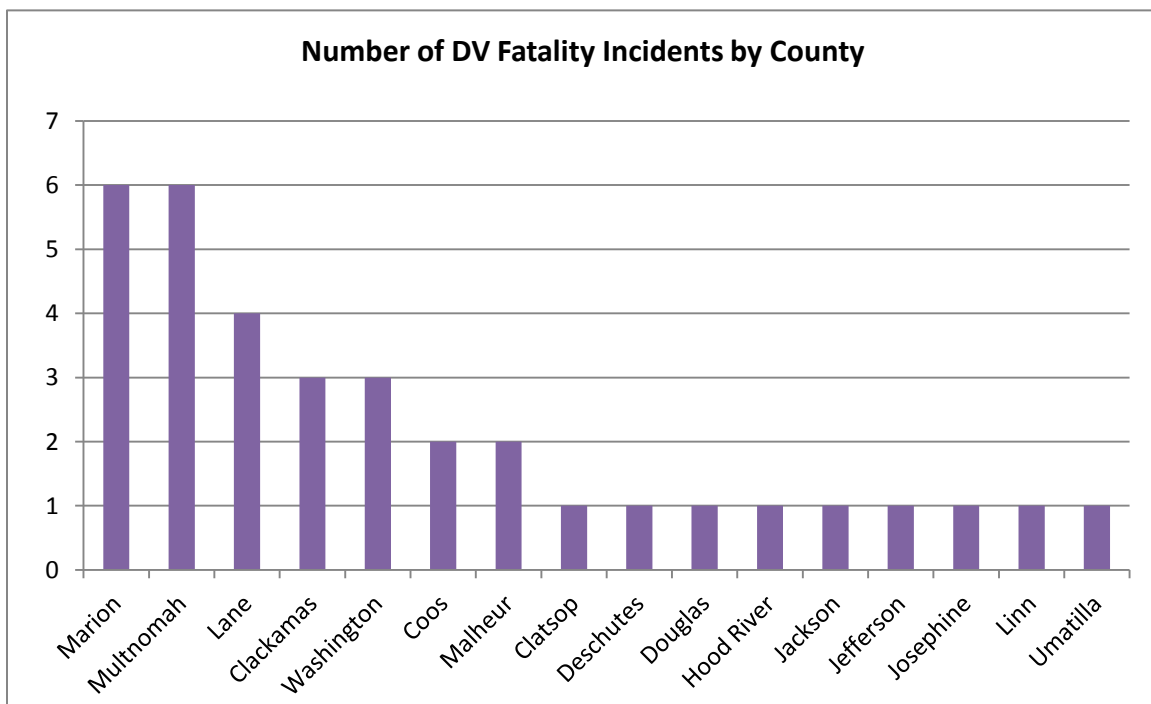
## Overview: Domestic Violence Incidents across Oregon

A total of **45** people—victims and perpetrators—lost their lives in 2014.

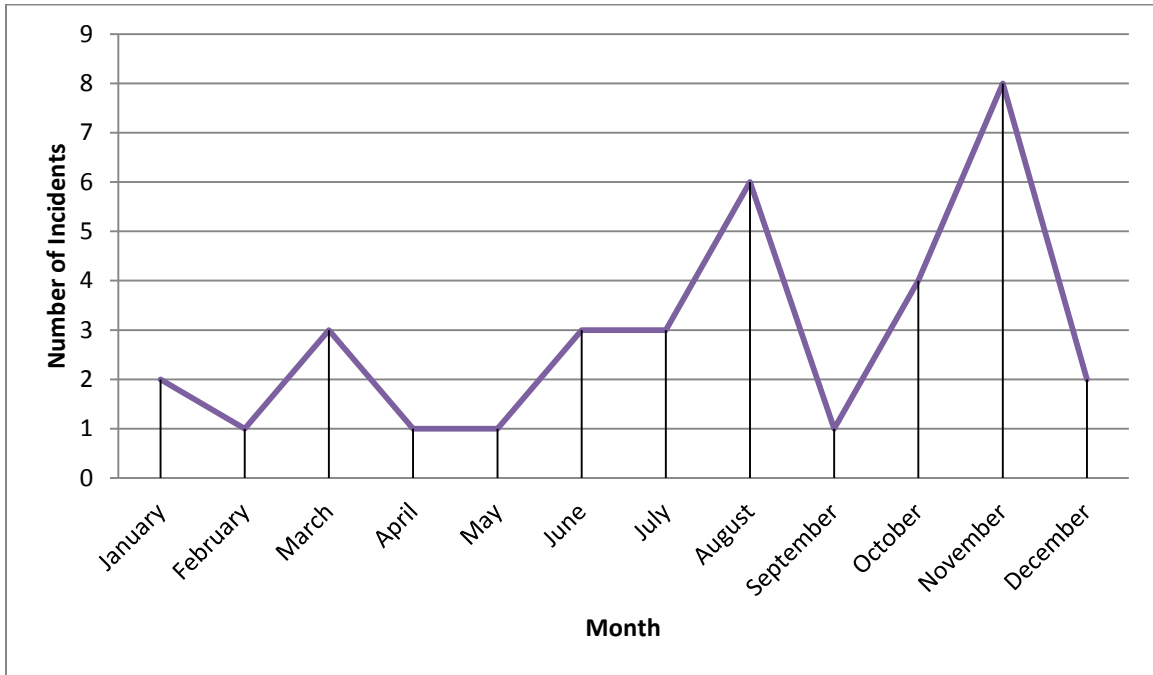
**Sixteen** out of thirty-six Oregon counties had at least one fatal domestic-violence incident.



The state suffered a **total of 35** separate incidents of fatal domestic violence, with the highest number concentrated in Marion and Multnomah Counties.



The highest number of fatal DV incidents in a one-month period occurred in **November**.



### Types of Incidents

Murder	<b>19</b>
Murder-suicide or attempted murder-suicide	<b>13</b>
Other DV-related death	<b>3</b>
<b>Total</b>	<b>35</b>

### A Look at Victims and Perpetrators

#### Overview of All Victims

Total number of victims	<b>56</b>
Total number of victims killed	<b>31</b>
Total number of female victims	<b>39</b>
Number of female victims killed	<b>23</b>
Number of female victims physically injured	<b>3</b>
Total number of male victims	<b>14</b>
Number of male victims killed	<b>8</b>
Number of male victims physically injured	<b>1</b>
Total number of victims of unspecified gender	<b>3</b>
Number of victims of unspecified gender killed	<b>0</b>
Number of victims of unspecified gender physically injured	<b>0</b>

Out of a total of fifty-six victims, thirty-one, or **55%**, were killed.

Of thirty-nine female victims, twenty-three, or **59%**, were killed.

Of fourteen male victims, eight, or **57%**, were killed.

Age and Gender of All Victims				
Age of Victim	Female	Male	Unspecified	Total by Age
0-6	3	1	1	5
7-17	4	0	0	4
18-30	6	1	0	7
31-40	6	3	0	9
41-50	8	1	0	9
51-60	2	3	0	5
61-70	3	1	0	4
71-80	0	1	0	1
81-90	1	1	0	2
Unspecified	6	2	2	7
Total by Gender	39	14	3	56

Approximately **seventy percent** of victims were female. The age group 51-60 contains more female victims than any other group.

**Twenty-five percent** of victims were male.

Number of Victims Killed by Age and Gender			
Age of victim	Females Killed	Males Killed	Total by Age
0-6	1	0	1
7-17	0	0	0
18-30	5	0	5
31-40	6	3	9
41-50	6	1	7
51-60	1	2	3
61-70	3	1	4
71-80	0	0	0
81-90	1	1	2
Total by Gender	23	8	31



### Relationship of Victim to Male Perpetrator\*

When perpetrator was male, victim was:

Current female partner	7	Bystander	1
Wife	8	Current male partner of relative of former female partner	1
Ex wife	1	Former female partner	4
Father	5	Brother	1
Aunt	1	Mother	4
Unknown	2	Uncle	1
Mother of former female partner	2	Former male partner of perpetrator's current female partner	1
Child of victim and/or perpetrator	8	Relative of former female partner	1
Relative of current female partner	1	Neighbor	3

Total: **52**

\*One person has been excluded from all relationship tables and graphs due to the unclear victim-perpetrator dynamic in one incident.

### Relationship of Victim to Female Perpetrator

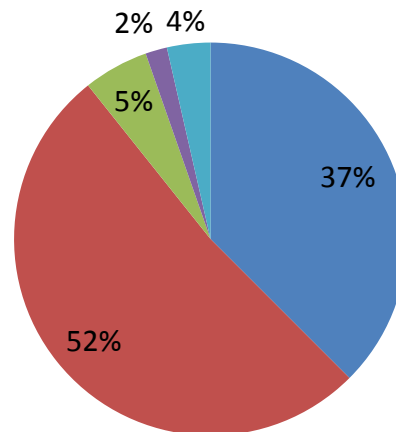
When perpetrator was female, victim was:

Mother	1	Current male partner	1
Child of victim and/or perpetrator	2		

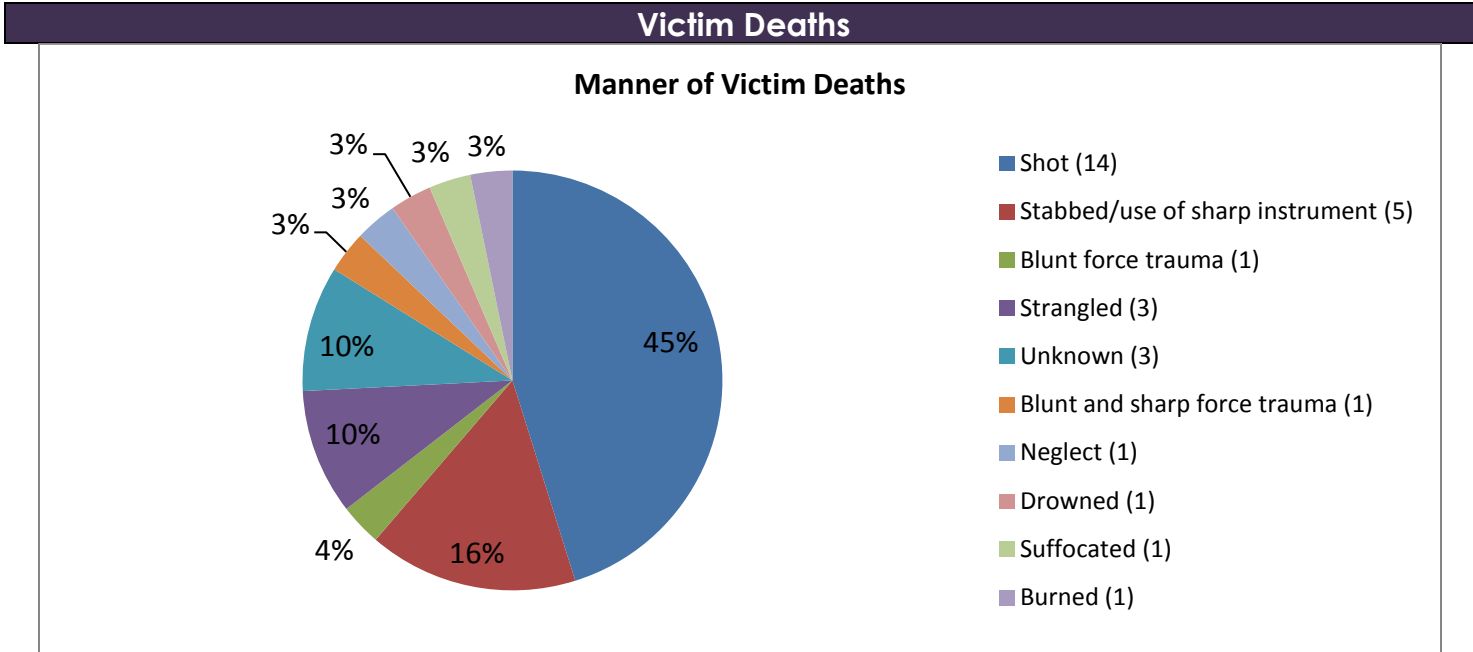
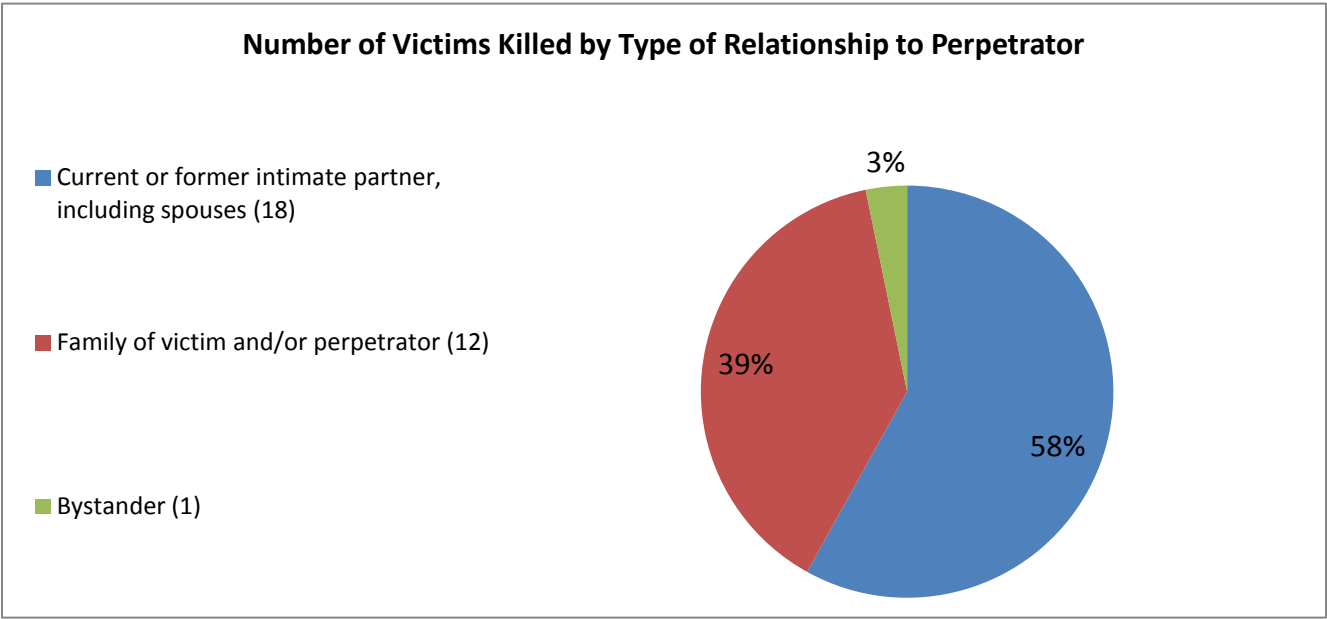
Total: **4**

### Number of Victims by Type of Relationship to Perpetrator

- Current and former intimate partners, including spouses (21)
- Family of victim and/or perpetrator (29)
- Neighbor (3)
- Bystander (1)
- Unknown (2)



Relationship of Victim Killed to Perpetrator			
Wife	6	Former male partner of perpetrator's current female partner	1
Current female partner	7	Brother	1
Current male partner	1	Mother	3
Former female partner	3	Uncle	1
Father	3	Bystander	1
Aunt	1	Child of victim and/or perpetrator	1
Ex Wife	1	Mother of former female partner	1
Total: 31			



Of thirty-five total perpetrators, ten, or **31%**, were killed, all of them male.

### Overview of Perpetrators

Total number of perpetrators	<b>35</b>
Total number of perpetrators killed	<b>12</b>
Total number of male perpetrators	<b>32</b>
Number of male perpetrators killed	<b>12</b>
Number of male perpetrators physically injured	<b>3</b>
Total number of female perpetrators	<b>3</b>
Number of female perpetrators killed	<b>0</b>
Number of female perpetrators physically injured	<b>0</b>

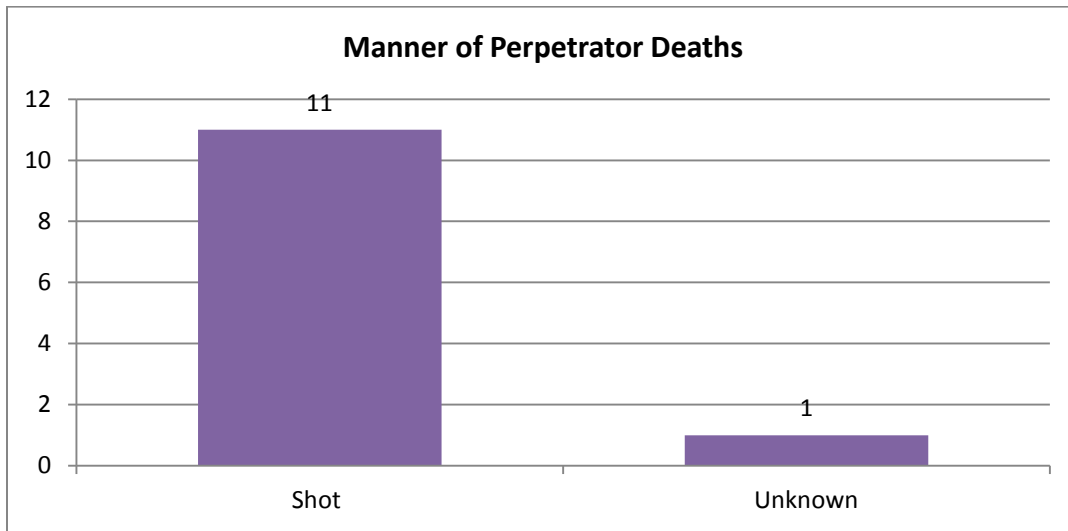
### Age and Gender of Perpetrators

Age of Perpetrator	Male	Female	Total by Age
Under 18	<b>2</b>	<b>0</b>	<b>2</b>
18-30	<b>9</b>	<b>0</b>	<b>9</b>
31-40	<b>10</b>	<b>2</b>	<b>12</b>
41-50	<b>8</b>	<b>0</b>	<b>8</b>
51-60	<b>2</b>	<b>1</b>	<b>3</b>
61-70	<b>0</b>	<b>0</b>	<b>0</b>
71-80	<b>1</b>	<b>0</b>	<b>1</b>
81-90	<b>0</b>	<b>0</b>	<b>0</b>
Total	<b>32</b>	<b>3</b>	<b>35</b>

### Number of Perpetrators Killed by Age and Gender

Age of Perpetrator	Males Deceased	Females Deceased	Total by Age
Under 18	<b>0</b>	<b>0</b>	<b>0</b>
18-30	<b>3</b>	<b>0</b>	<b>3</b>
31-40	<b>3</b>	<b>0</b>	<b>3</b>
41-50	<b>4</b>	<b>0</b>	<b>4</b>
51-60	<b>2</b>	<b>0</b>	<b>2</b>
61-70	<b>0</b>	<b>0</b>	<b>0</b>
71-80	<b>0</b>	<b>0</b>	<b>0</b>
81-90	<b>0</b>	<b>0</b>	<b>0</b>
Total	<b>12</b>	<b>0</b>	<b>12</b>

## Perpetrator Deaths



### A Closer Look at the Incidents

#### Location

Overview of Incident Locations	
Residence, immediate vicinity of residence, or personal property	30
Vehicle or road	2
Hotel	2
Unknown	1

#### Murder-Suicide

Overview of Murder-Suicides*	
Total number of incidents	12
Total number of victims	21
Number of victims killed	12
Total number of perpetrators	12
Number of perpetrators killed	10
Total number of male perpetrators	12
Number of male perpetrators killed	10
Total number of female perpetrators	0

\*These figures include three attempted murder-suicides.

<b>Age and Gender of Murder-Suicide Incident Victims</b>			
Age	Male	Female	Total by Age
0-6	1	0	1
7-17	0	2	2
18-30	1	2	3
31-40	0	4	4
41-50	1	4	5
51-60	1	2	3
61-70	0	1	1
71-80	0	0	0
81-90	0	0	0
Unspecified	0	2	2
<b>Total by Gender</b>	<b>4</b>	<b>17</b>	<b>21</b>

<b>Age and Gender of Murder-Suicide Perpetrators</b>			
Age	Male	Female	Total by Age
20-30	3	0	3
31-40	3	0	3
41-50	4	0	4
51-60	2	0	2
61-70	0	0	0
71-80	0	0	0
81-90	0	0	0
<b>Total by Gender</b>	<b>12</b>	<b>0</b>	<b>12</b>

<b>Relationship of Victim to Male Perpetrator in Murder-Suicides</b>	
When perpetrator was male, victim was:	
Wife	5
Ex wife	1
Current female partner	2
Former female partner	2
Mother of former female partner	2
Father	1
Bystander	1
Child of victim or perpetrator	3
Mother	1
Other family member of primary victim	3
<b>Location of Murder-Suicides</b>	
Residence	11
Vehicle/road	1

## Narrative Summaries by County

### Clackamas

**Milwaukie-** A man murdered his wife before killing himself in their home.

**Molalla-** A man was pronounced dead at the scene after deputies responded to a domestic disturbance in which he threatened the use of several firearms on his wife. It is unclear whether the man was fatally wounded by a self-inflicted gunshot or by the police. His wife fled with the couple's children.

**Oregon City-** A man fatally shot his wife and was found in critical condition with gunshot wounds.

### Clatsop

**Cannon Beach-** A woman drowned her two-year-old daughter in a bathtub and slashed her thirteen-year-old daughter's throat and wrists, but she survived. Prior to murdering her two-year-old, the woman was ordered to hand over the girls to their father.

### Coos

**Charleston and Bastendorff Beach -** A man fatally shot his father and proceeded to drive down a beach road, opening fire on parked vehicles. The perpetrator fatally shot a man before shooting himself in his own car.

**North Bend-** A woman neglected her bedridden mother, who suffered from a fatal infection that resulted from bed sores.

### Deschutes

**Bend-** A young man shot and killed himself after stabbing his mother in the chest and calling 911 to report her injuries. She survived, though she sustained significant injuries.

### Douglas

**Umpqua-** An elderly man fatally shot his elderly wife and then killed himself. Both the husband and the wife were terminally ill.

### Hood River

**Hood River-** A man murdered the mother of his child in her apartment.

### Jackson

**Central Point-** A man fatally shot his wife and attempted to kill their child and two other people.

### Jefferson

**Metolius-** An elderly man shot and killed his son in self-defense after his son attacked both him and his wife. The shooting took place in the couple's home.

## Josephine

**Grants Pass-** A man was killed in a car crash leaving the scene of a domestic violence incident after police were called.

## Lane

**Cottage Grove-** A man fatally strangled his intimate partner.

**Eugene-** A man fatally shot another man after getting into an argument. The victim's child lived at the perpetrator's house, and the victim had come to pick the child up.

**Eugene-** A man murdered his mother in her apartment.

**Springfield-** A man murdered his intimate partner in a hotel room.

## Linn

**Albany-** A man strangled his intimate partner in their home, and she died of her injuries two days later. The victim's 3-year-old daughter witnessed the incident.

## Malheur

**Ontario-** A man fatally stabbed his father after an altercation.

**Ontario-** A man fatally shot his intimate partner in their home and then fatally shot himself.

## Marion

**Jefferson-** A man set fire to a duplex, killing his father. The perpetrator was taking methamphetamine at the time.

**Keizer-** A teenage boy and his friend fatally shot the boy's mother in her home. The boy's father was also shot but survived.

**Mt. Angel-** A man strangled a woman to death in a hostage situation and then fatally shot himself. The victim killed was the mother of the man's former intimate partner, who was able to escape the home with her infant son and call the police.

**Salem-** A police officer fatally shot a man who came at the officer with a knife after disobeying orders to drop it. The officer was responding to a call about domestic violence made by the man's wife. She reported that the man was threatening her with a knife and would not leave the apartment.

**Salem-** A man fatally stabbed his brother following an altercation.

**Silverton-** A man fatally shot his former intimate partner in her home. The victim had a restraining order against him.

## Multnomah

**Gresham-** A man stabbed his aunt to death in her home.

**Portland-** A man fatally shot his wife while under the influence of narcotics before fatally shooting himself.

**Portland-** A man fatally stabbed his uncle in the victim's apartment.

**Portland-** A woman fatally stabbed her intimate partner inside an apartment.

**Portland-** A man shot and killed his wife before fatally shooting himself. She had recently filed for divorce.

**Portland-** A man killed his ex-wife in her home before he took their two daughters back to his home where he fatally shot himself. The couple was in the process of a divorce and a custody dispute.

## **Umatilla**

**Echo-** A man fatally beat his intimate partner in his home.

## **Washington**

**Hillsboro-** A man fatally stabbed his intimate partner inside her apartment.

**Raleigh Hills-** A woman was fatally shot by her former intimate partner while moving out of the apartment they had shared. The perpetrator then shot himself and was shot a second time by a family member assisting with the move. He survived.

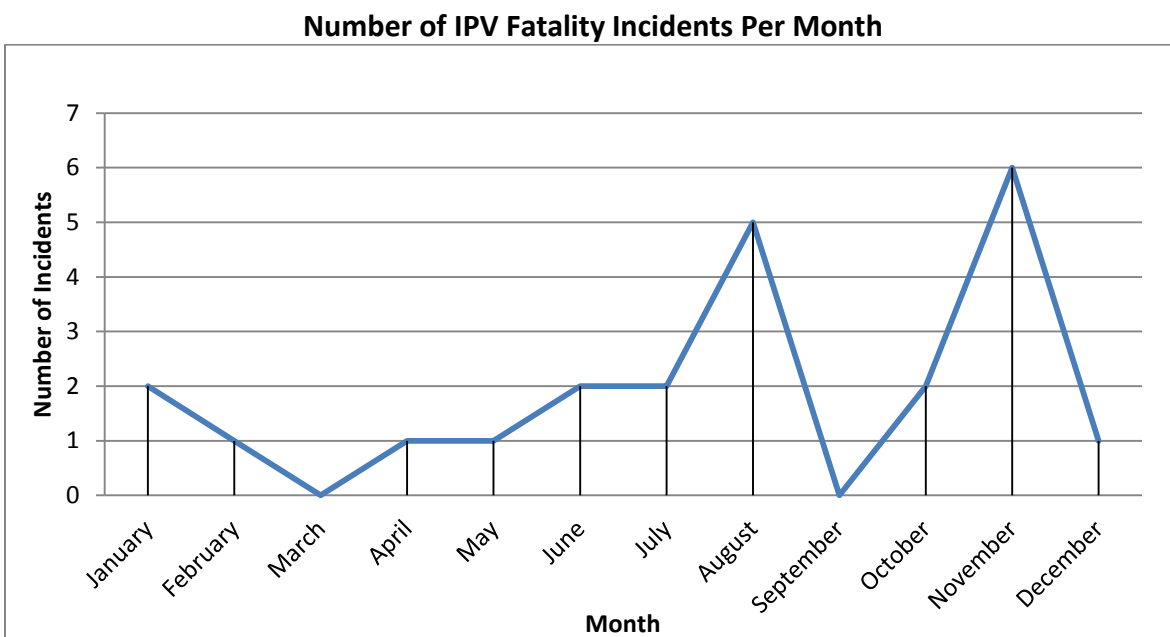
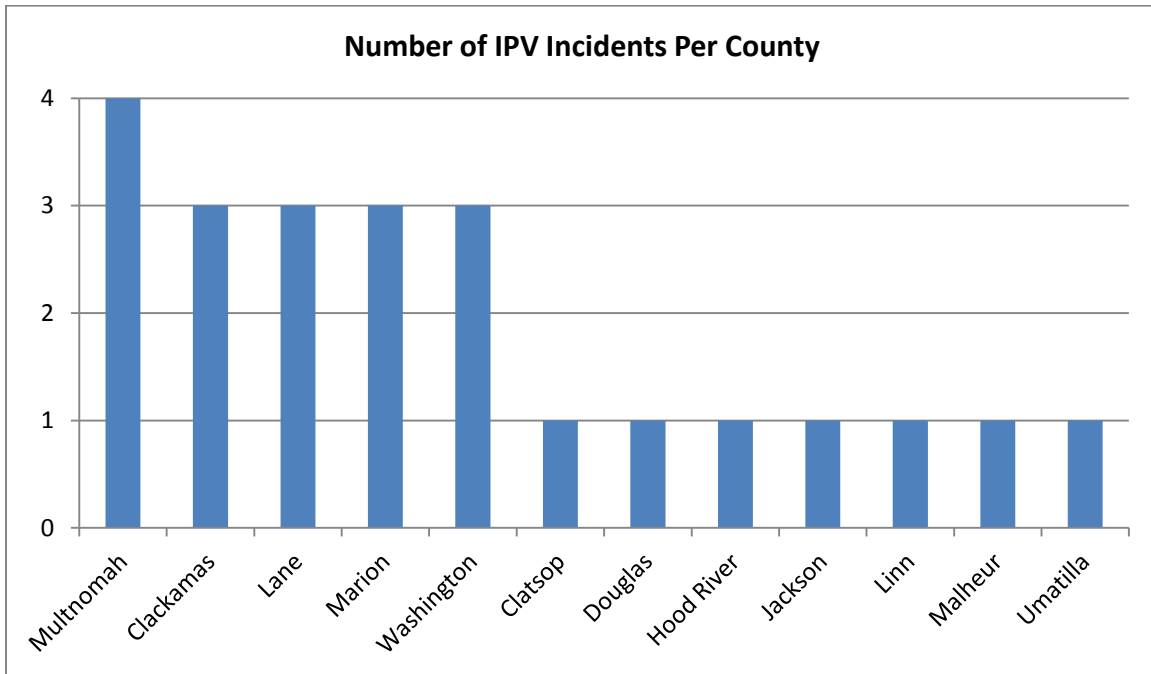
**Sherwood-** A man fatally shot his intimate partner and attempted to kill one of her family members before fatally shooting himself.



## 2014 IPV Supplement

This supplement examines intimate partner violence fatalities, a subcategory of domestic violence fatalities (see definitions on page 2 of this report).

There were a total of 23 IPV fatality incidents in 2014.



## Types of Incidents

Murder	11
Murder-suicide or attempted murder-suicide	10
Other DV-related death	2
Total	23

## Overview of Victims

Total number of victims	39
Total number of victims killed	21
Total number of female victims	31
Number of female victims killed	19
Number of female victims physically injured	2
Total number of male victims	5
Number of male victims killed	2
Number of male victims physically injured	0
Total number of victims of unspecified gender	3
Number of victims of unspecified gender killed	0
Number of victims of unspecified gender physically injured	0

## Age and Gender of Victims

Age of Victim	Female	Male	Unspecified	Total by Age
0-6	3	0	1	4
7-17	3	0	0	3
18-30	6	1	0	7
31-40	6	2	0	8
41-50	7	0	0	7
51-60	1	0	0	1
61-70	1	0	0	1
71-80	0	0	0	0
81-90	0	0	0	0
Unspecified	4	2	2	8
Total by Gender	31	5	3	39

## Number of Victims Killed by Age and Gender

Age of victim	Females Killed	Males Killed	Total by Age
0-6	1	0	1
7-17	0	0	0
18-30	5	0	5
31-40	6	2	8
41-50	5	0	5

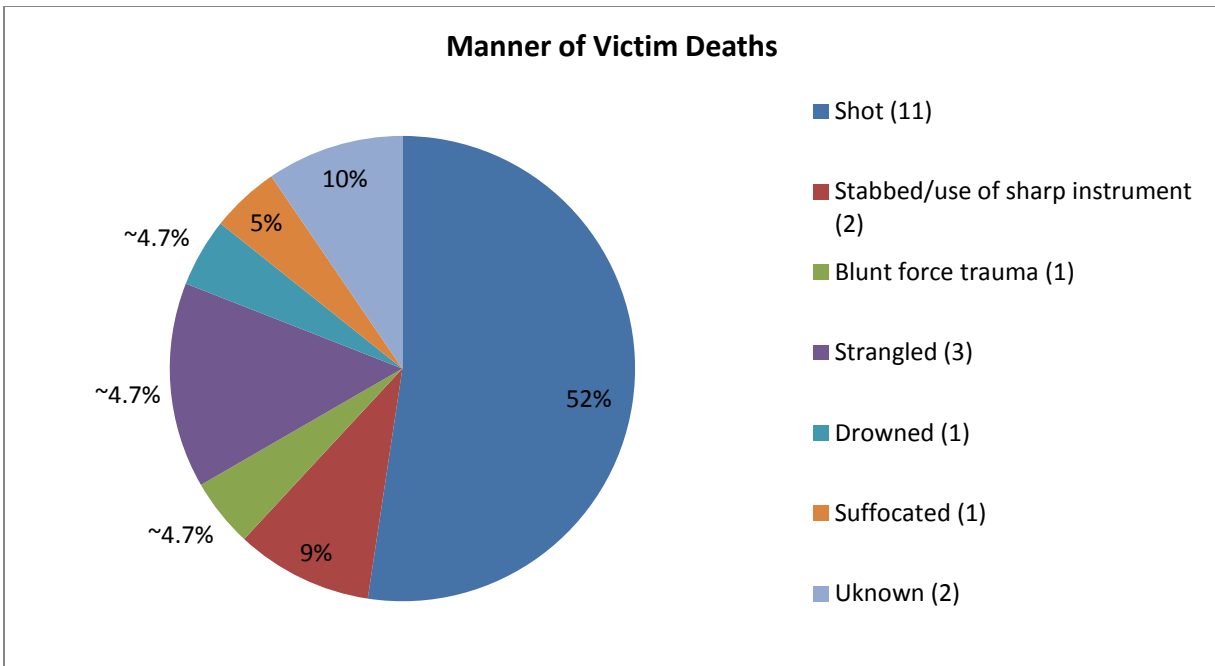
51-60	1	0	1
61-70	1	0	1
71-80	0	0	0
81-90	0	0	0
Total by Gender	19	2	21

<b>Relationship of Victim to Male Perpetrator*</b>	
When perpetrator was male, victim was:	
Current intimate partner	7
Wife	8
Former intimate partner	4
Ex wife	1
Mother of former intimate partner	2
Child of victim and/or perpetrator	8
Former intimate partner of perpetrator's current intimate partner	1
Current intimate partner of family member	1
Sister of former intimate partner	1
Unknown	2
Family member of current intimate partner	1

<b>Relationship of Victim to Female Perpetrator*</b>	
When perpetrator was female, victim was:	
Current intimate partner	1
Child of victim and/or perpetrator	2

\*Due to the unclear victim/perpetrator dynamic in one incident, one person has gone unaccounted in these tables.

<b>Relationship of Victim Killed to Perpetrator</b>	
Current intimate partner	8
Wife	6
Former intimate partner	3
Ex wife	1
Child of victim and/or perpetrator	1
Mother of former intimate partner	1
Former male partner of perpetrator's current female partner	1



### Overview of Perpetrators

Total number of perpetrators	<b>23</b>
Total number of perpetrators killed	<b>10</b>
Total number of male perpetrators	<b>21</b>
Number of male perpetrators killed	<b>10</b>
Number of male perpetrators physically injured	<b>3</b>
Total number of female perpetrators	<b>2</b>
Number of female perpetrators killed	<b>0</b>
Number of female perpetrators physically injured	<b>0</b>

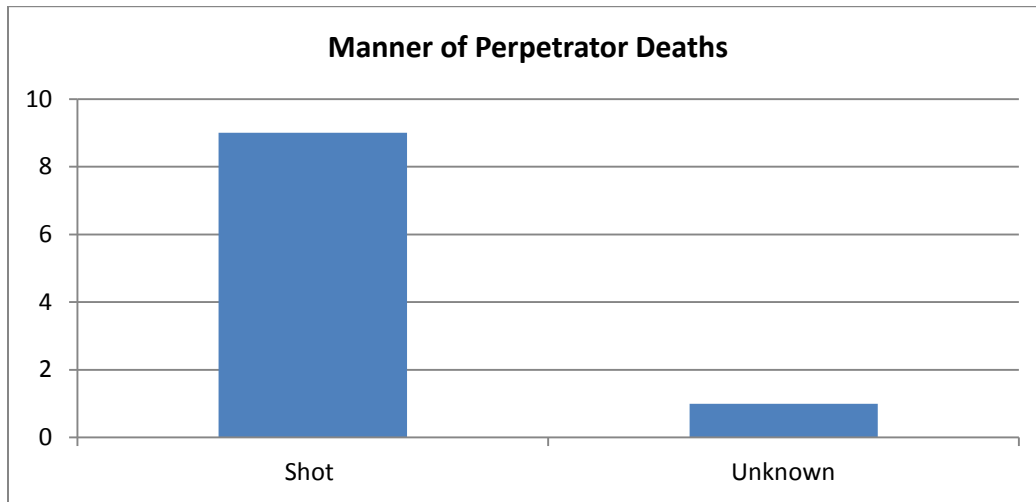
### Age and Gender of Perpetrators

Age of Perpetrator	Male	Female	Total by Age
Under 18	0	0	0
18-30	6	0	6
31-40	6	2	8
41-50	7	0	7
51-60	2	0	2
61-70	0	0	0
71-80	0	0	0
81-90	0	0	0
Total	21	2	23

### Number of Perpetrators Killed by Age and Gender

Age of Perpetrator	Males Killed	Females Killed	Total by Age
Under 18	0	0	0
18-30	2	0	2

31-40	2	0	2
41-50	4	0	4
51-60	2	0	2
61-70	0	0	0
71-80	0	0	0
81-90	0	0	0
Total	10	0	10



### A Closer Look at the Incidents

#### Location

Location of Incident	
Residence or immediate vicinity of residence	20
Hotel	2
Unknown	1

#### Murder-Suicide

##### Overview\*

Total number of incidents	10
Total number of victims	18
Number of victims killed	10
Total number of perpetrators	10
Number of perpetrators killed	8

Total number of male perpetrators	10
Number of male perpetrators killed	8
Total number of female perpetrators	0
Number of female perpetrators killed	0

\*These figures include two attempted murder-suicides.

Age and Gender of Victims				
Age	Female	Male	Unspecified	Total by Age
0-6	0	0	1	1
7-17	2	0	0	2
18-30	2	1	0	3
31-40	4	0	0	4
41-50	4	0	0	4
51-60	1	0	0	1
61-70	1	0	0	1
71-80	0	0	0	0
81-90	0	0	0	0
Unspecified	2	0	0	2
Total by Gender	16	1	1	18

Age and Gender of Perpetrators			
Age	Male	Female	Total by Age
20-30	2	0	2
31-40	2	0	2
41-50	4	0	4
51-60	2	0	2
61-70	0	0	0
71-80	0	0	0
81-90	0	0	0
Total by Gender	10	0	10

Relationship of Victim to Male Perpetrator	
When perpetrator was male, victim was:	
Wife	5
Current intimate partner	2
Former intimate partner	2
Mother of former intimate partner	2
Child of victim and/or perpetrator	3
Other family member of primary victim	3
Ex wife	1

Location of Incident	
Residence	10