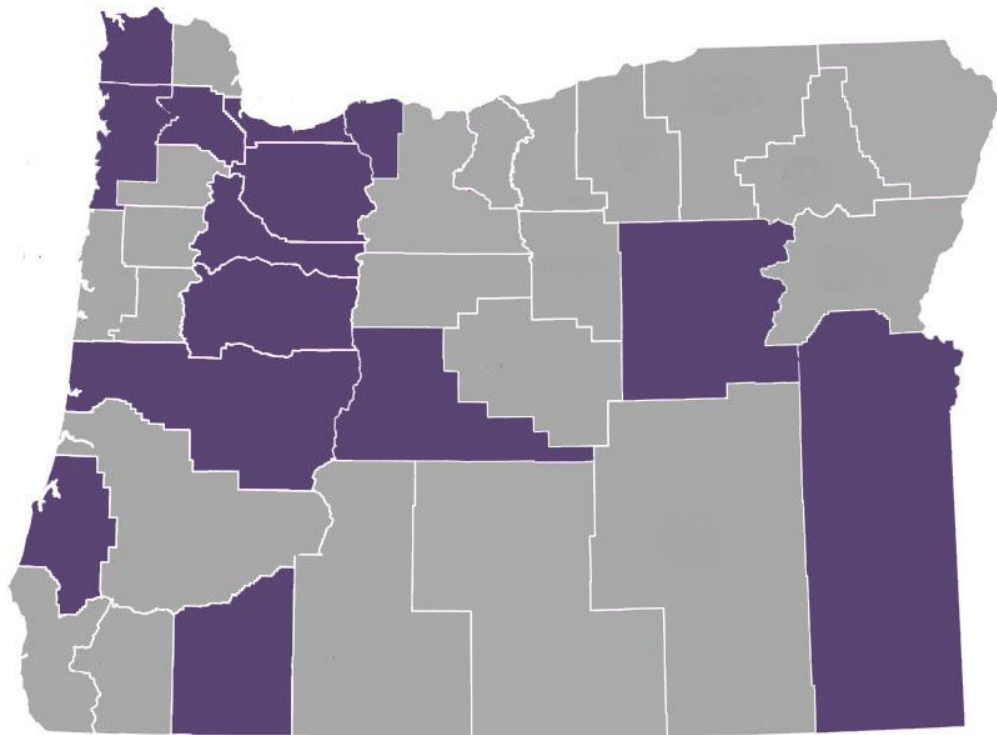


# Fatal Domestic Violence in Oregon: Demographics Related to Victims, Perpetrators, and Incidents

## 2013 Report



**Oregon Coalition**  
*Against Domestic & Sexual Violence*

1737 NE Alberta St., Suite 205, Portland, OR • 503.230.1951 • [www.ocadsv.org](http://www.ocadsv.org)

## Acknowledgments

Special thanks to Annie Neal of the Multnomah County Domestic Violence Coordination Office and Shea Marshman, Wendy Lin-Kelly, and Keith Bickford of the Multnomah County Sheriff's Office for their support of data collection and contributions to this project.

For more information about the report, please contact:

Chloe Massarello  
Oregon Coalition Against Domestic and Sexual Violence  
1737 NE Alberta St., Suite 205  
Portland, OR 97211  
503-230-1951 x. 311  
chloe@ocadsv.org

Published 2014

## Table of Contents

<b>Introduction</b> .....	1
Definitions .....	2
<b>Overview: Domestic Violence Incidents across Oregon</b> .....	3
<b>A Look at Victims and Perpetrators</b>	
Overview of Victims .....	4
Age and Gender of Victims .....	5
Number of Victims Killed by Age and Gender .....	5
Relationship of Victim to Male Perpetrator .....	6
Relationship of Victim to Female Perpetrator .....	6
Number of Victims by Type of Relationship to Perpetrator .....	6
Relationship of Victim Killed to Perpetrator .....	6
Number of Victims Killed by Type of Relationship to Perpetrator .....	7
Manner of Victim Deaths .....	7
Overview of Perpetrators .....	7
Age and Gender of Perpetrators .....	8
Number of Perpetrators Killed by Age and Gender .....	8
Manner of Perpetrator Deaths .....	8
<b>A Closer Look at the Incidents</b>	
Location of Incident .....	9
Murder-Suicide .....	9
Age and Gender of Victims .....	9
Age and Gender of Perpetrators .....	10
Relationship of Victim to Male Perpetrator .....	10
Location of Incident .....	10
Multiple Perpetrator Incidents .....	10
Age and Gender of Victims .....	10
Age and Gender of Perpetrators .....	11
Relationship of Victim to Perpetrators .....	11
Location of Incident .....	11
Unclear Victim-Perpetrator Dynamic .....	11
Narrative Summaries by County .....	11
<b>Intimate Partner Violence Supplement</b> .....	14

## Introduction

In 2013, Oregon lost 34 women and men in fatal domestic violence incidents, a year which also witnessed the introduction of Senate Bill 1551, proposed legislation intended to extend the use of background checks to personal and internet gun sales. The Coalition testified in front of the Senate Judiciary Committee in support of the bill using domestic violence fatality data from 2009-2013 collected by the Coalition and the Multnomah County Domestic Violence Coordinator's Office. In 2013, 63 percent of victim deaths and 83 percent of perpetrator deaths resulted from gunshot. Between 2009 and 2013, the percentage of victim deaths resulting from gunshot was 64 percent. These figures will not come as a surprise to advocates familiar with the risk factors associated with perpetrators' access to guns, but the Coalition hopes that this report will aid in your own outreach and awareness-raising activities.

As in the 2012 report, the Coalition has utilized a broad definition of domestic violence, including a wide variety of incidents that take place in the context of a family or household. We track incidents involving roommates, care providers, people related by blood or marriage including extended family, current and former intimate partners, the extended family of current and former intimate partners, and cases of prostitution (covered under the term intimate partner). The term victim as used in this report refers to any individual who was killed, sustained injury, or was otherwise involved in an episode of fatal domestic violence, including bystanders. You will find tables and graphs with data pertaining to all victims, and tables and graphs specifically providing data pertaining to victims who lost their lives (the header of these tables and graphs will refer to "victims killed"). Perpetrator data are provided in the same manner.

This report features a new section dedicated to intimate partner violence (IPV) fatalities that is identical in form to the larger report. The Coalition received feedback on the need for IPV-specific data to be presented separately due to some grant reporting requirements. You will find a broad look at IPV fatality incidents in the state, including in which counties they occurred, frequency per month, and types of incidents. This overview is followed by victim and perpetrator data, including age, gender, relationship, and manner of death. The IPV section concludes with location information and a subsection focused on murder-suicide incidents.

## Definitions

**Domestic Violence-** a pattern of coercive tactics that can include physical, psychological, sexual, economic, and/or emotional abuse, perpetrated by one person against a family member, intimate partner, or person in his or her care, with the goal of establishing and maintaining power and control.

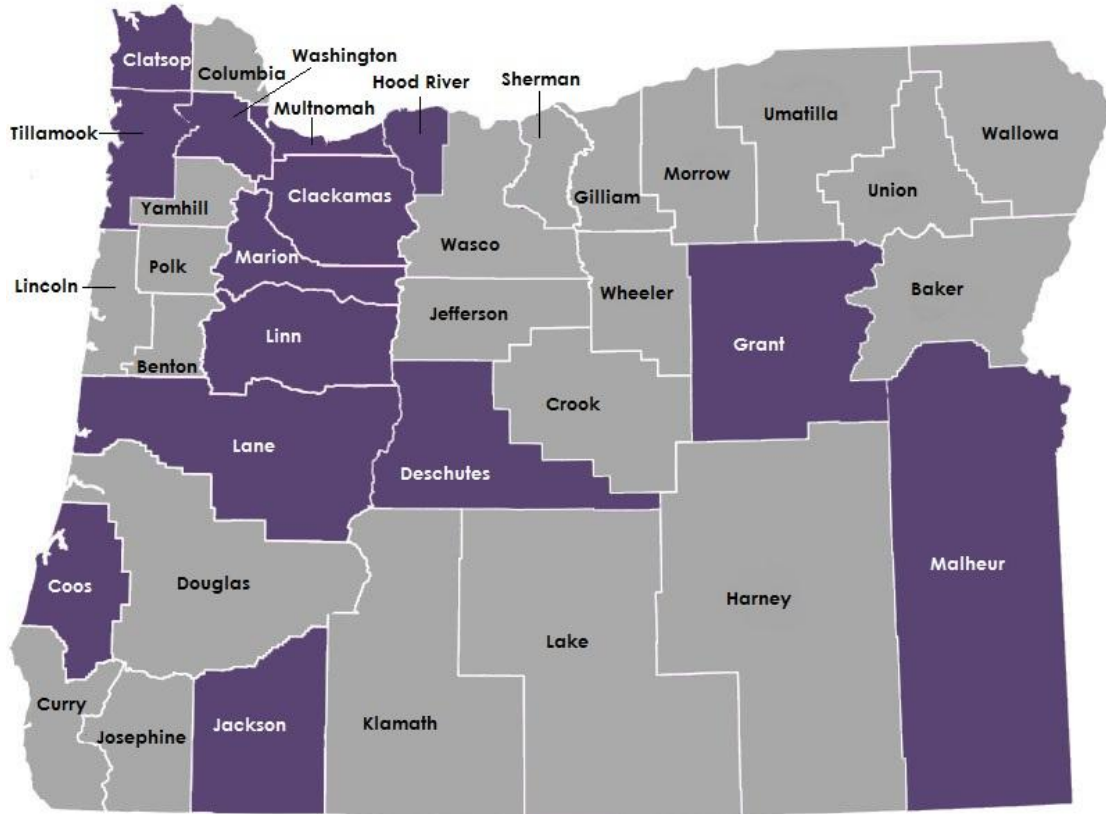
**Intimate partner violence-** a pattern of coercive tactics that can include physical, psychological, sexual, economic, and/or emotional abuse, perpetrated by one person against a current or former intimate partner, with the goal of establishing and maintaining power and control. It is a subcategory of domestic violence.

**Victim-** any individual who was killed, sustained injury, or was otherwise involved in an episode of fatal domestic violence, including bystanders.

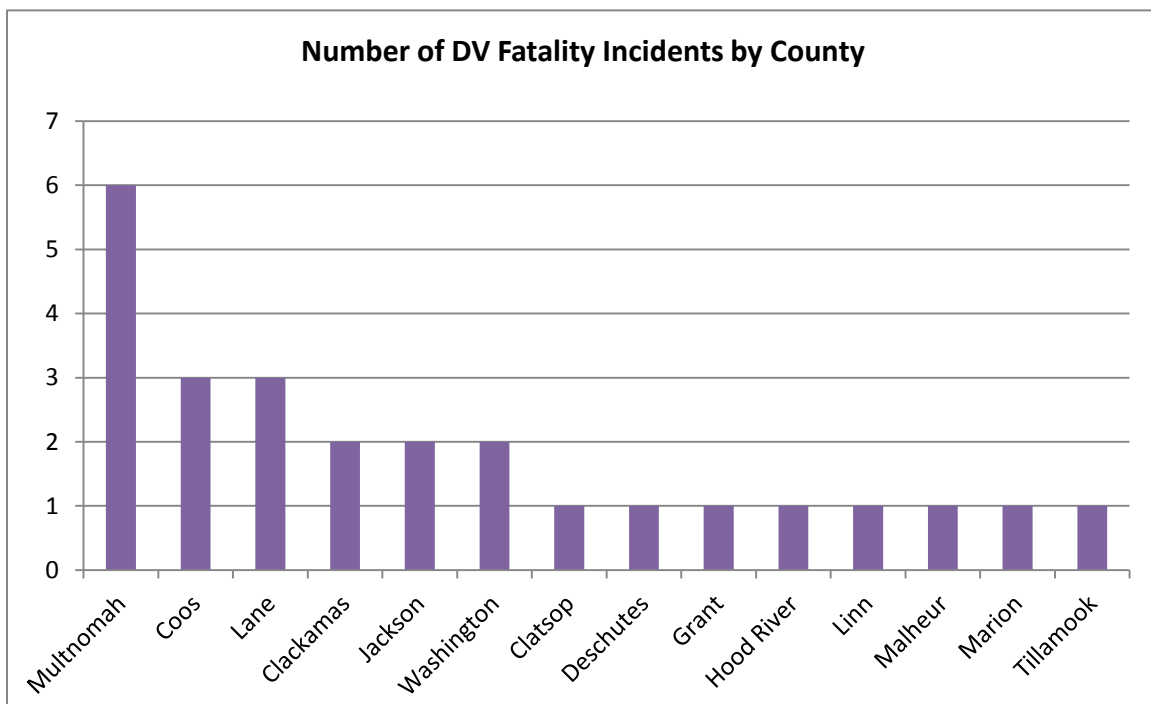
## Overview: Domestic Violence Incidents across Oregon

A total of **34** women, men, and a minor—victims and perpetrators—lost their lives in 2013.

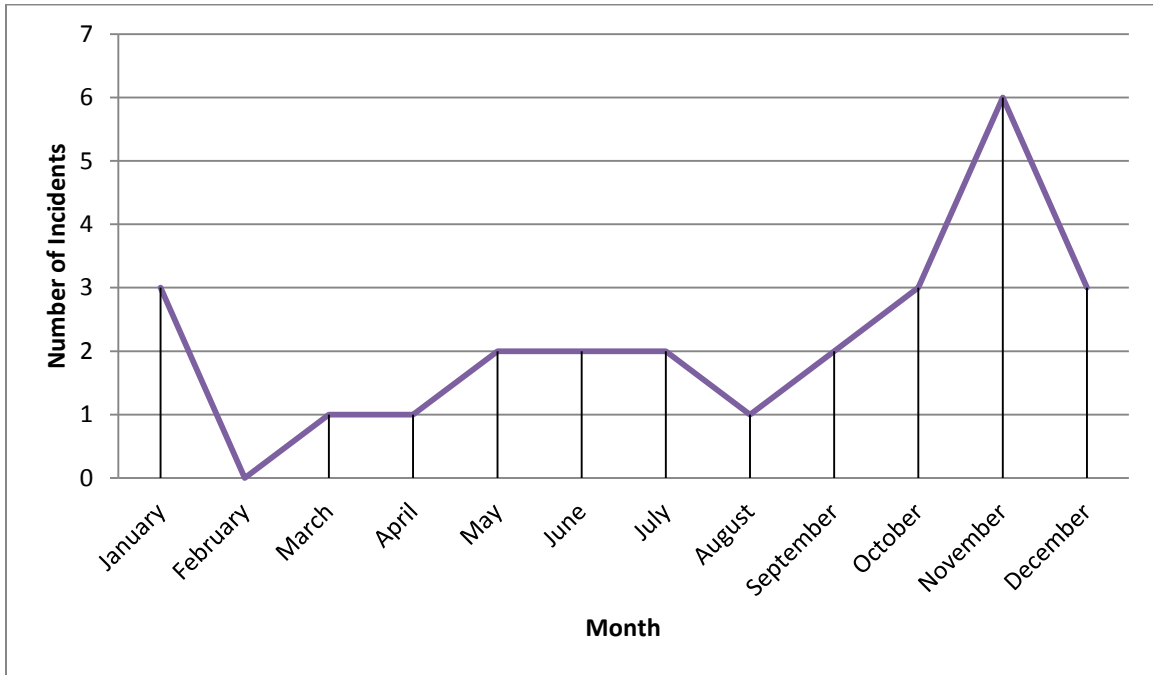
**Fourteen** out of thirty-six Oregon counties had at least one fatal domestic-violence incident.



The state suffered a **total of 26** separate incidents of fatal domestic violence, with the highest number concentrated in Multnomah County.



The highest number of fatal DV incidents in a one-month period occurred in **November**.



### Types of Incidents

Murder	<b>18</b>
Murder-suicide or attempted murder-suicide	<b>7</b>
Other DV-related death	<b>1</b>
<b>Total</b>	<b>26</b>

### A Look at Victims and Perpetrators

#### Overview of All Victims

Total number of victims	<b>36</b>
Total number of victims killed	<b>27</b>
Total number of female victims	<b>23</b>
Number of female victims killed	<b>18</b>
Number of female victims physically injured	<b>1</b>
Total number of male victims	<b>12</b>
Number of male victims killed	<b>9</b>
Number of male victims physically injured	<b>1</b>
Total number of victims of unspecified gender	<b>1</b>
Number of victims of unspecified gender killed	<b>0</b>
Number of victims of unspecified gender physically injured	<b>0</b>

Out of a total of thirty-six victims, twenty-seven, or **75%**, were killed.

Of twenty-three female victims, eighteen, or **78%**, were killed.

Of twelve male victims, nine, or **75%**, were killed.

Age and Gender of All Victims				
Age of Victim	Female	Male	Unspecified	Total by Age
0-6	1	0	0	1
7-17	1	0	0	1
18-30	4	3	1	8
31-40	3	1	0	4
41-50	1	3	0	4
51-60	7	1	0	8
61-70	1	3	0	4
71-80	2	1	0	3
81-90	1	0	0	1
Unspecified	2	0	0	2
Total by Gender	23	12	1	36

**Sixty-four percent** of victims were female. The age group 51-60 contains more female victims than any other group, with thirty percent of the total.

**Thirty-three percent** of victims were male. The age groups 18-30, 41-50, and 61-70 each comprised twenty-five percent of the total number of men.

Overall, **twenty-two percent** of victims were aged 18-30, and another twenty-two percent were aged 51-60.

Number of Victims Killed by Age and Gender			
Age of victim	Females Killed	Males Killed	Total by Age
0-6	0	0	0
7-17	1	0	1
18-30	4	1	5
31-40	3	1	4
41-50	0	3	3
51-60	7	0	7
61-70	0	3	3
71-80	2	1	3
81-90	1	0	1
Total by Gender	18	9	27

**Thirty-nine percent** of women killed were aged 51-60. Among men killed, **thirty-three percent** were aged 41-50 and another **thirty-three percent** were aged 61-70.



### Relationship of Victim to Male Perpetrator\*

When perpetrator was male, victim was:

Current female partner	5	Neighbor	2
Wife	7	Estranged wife	2
Current male partner	2	Former female partner	3
Roommate	1	Nephew	1
Foster father	1	Brother	1
Family of foster parent	1	Great grandmother	1
Dating partner of current int. part.	1	Half-brother	1
Police officer	1	Partner of child of victim and/or perpetrator	1
Child of victim and/or perpetrator	3		

Total: 34

\*One victim has been excluded from all relationship tables and graphs due to the unclear victim-perpetrator dynamic in one incident.

### Relationship of Victim to Female Perpetrator

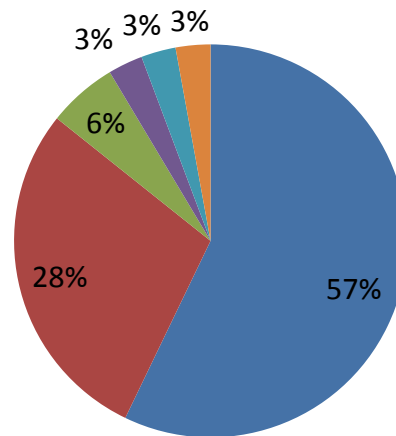
When perpetrator was female, victim was:

Current male partner	1
----------------------	---

Total: 1

### Number of Victims by Type of Relationship to Perpetrator

- Current and former intimate partners (20)
- Family of victim and/or perpetrator (10)
- Neighbor (2)
- Dating partner of perpetrator's intimate partner (1)
- Responding police (1)
- Roommate (1)



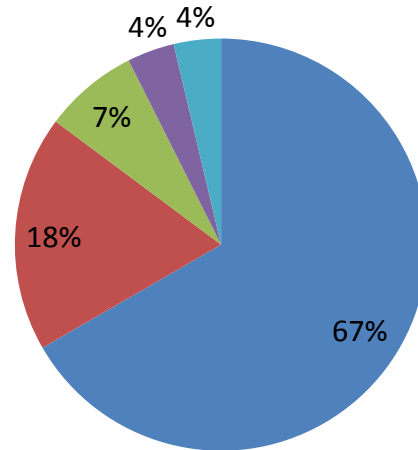
### Relationship of Victim Killed to Perpetrator

Wife	7	Estranged wife	1
Current female partner	4	Brother	1
Current male partner	3	Half-brother	1
Former female partner	3	Great grandmother	1
Foster father	1	Dating partner of int. part.	1
Family of foster father	1	Neighbor	2
		Police officer	1

Total: 27

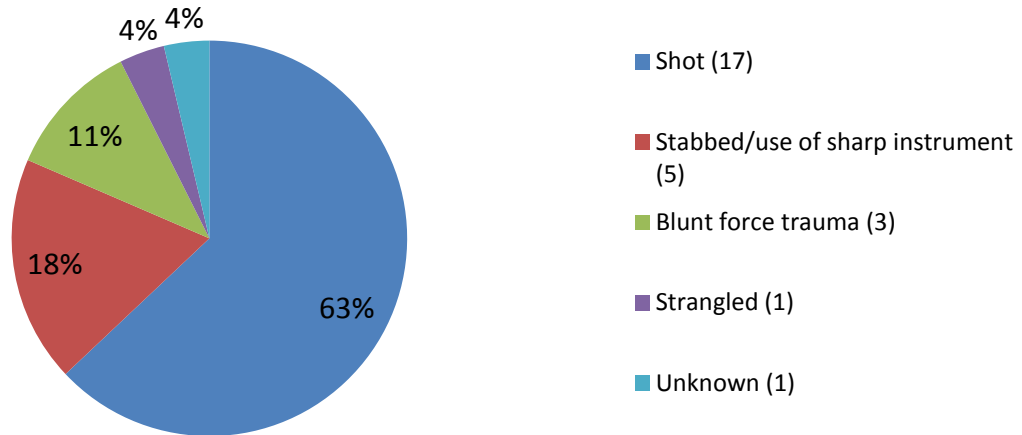
### Number of Victims Killed by Type of Relationship to Perpetrator

- Current or former intimate partner (18)
- Family of victim and/or perpetrator (5)
- Neighbor (2)
- Dating partner of perpetrator's intimate partner (1)
- Responding police (1)



### Victim Deaths

#### Manner of Victim Deaths



### Overview of Perpetrators

Total number of perpetrators	<b>27</b>
Total number of perpetrators killed	<b>6</b>
Total number of male perpetrators	<b>26</b>
Number of male perpetrators killed	<b>6</b>
Number of male perpetrators physically injured	<b>4</b>
Total number of female perpetrators	<b>1</b>
Number of female perpetrators killed	<b>0</b>
Number of female perpetrators physically injured	<b>0</b>

Of twenty-seven total perpetrators, six, or **22%**, were killed, all of them male.

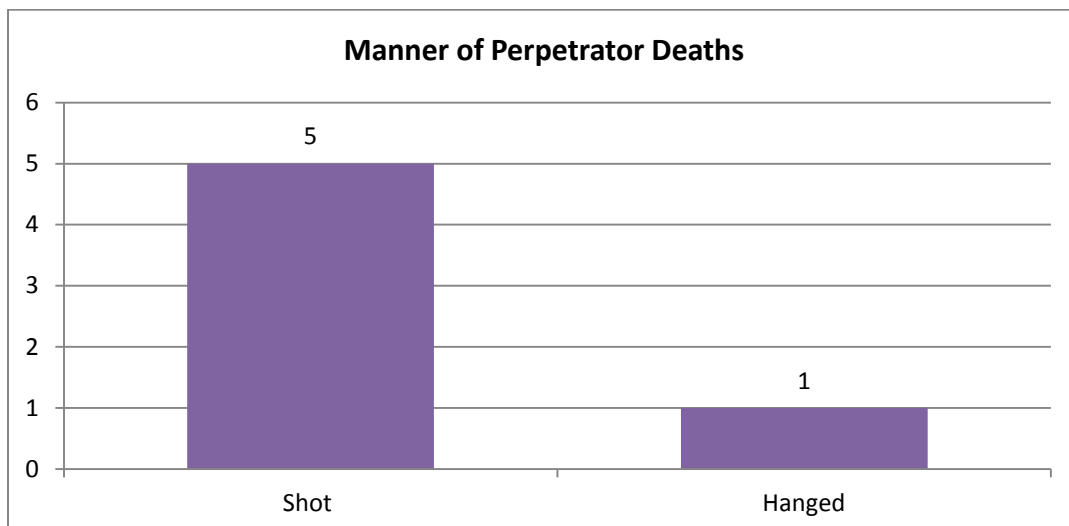
### Age and Gender of Perpetrators

Age of Perpetrator	Male	Female	Total by Age
Under 18	2	0	2
18-30	6	1	7
31-40	4	0	4
41-50	5	0	5
51-60	4	0	4
61-70	3	0	3
71-80	0	0	0
81-90	2	0	2
Total	26	1	27

### Number of Perpetrators Killed by Age and Gender

Age of Perpetrator	Males Deceased	Females Deceased	Total by Age
Under 18	0	0	0
18-30	1	0	1
31-40	1	0	1
41-50	0	0	0
51-60	2	0	2
61-70	1	0	1
71-80	0	0	0
81-90	1	0	1
Total	6	0	6

### Perpetrator Deaths



## A Closer Look at the Incidents

### Location

Overview of Incident Locations	
Residence, immediate vicinity of residence, or personal property	22
Vehicle or road	3
Unknown	1

### Murder-Suicide

Overview of Murder-Suicides*	
Total number of incidents	7
Total number of victims	9
Number of victims killed	7
Total number of perpetrators	7
Number of perpetrators killed	5
Total number of male perpetrators	7
Number of male perpetrators killed	5
Total number of female perpetrators	0

\*These figures include two attempted murder-suicides.

Of twenty-six total incidents, seven, or **27%**, were murder-suicides.

Age and Gender of Murder-Suicide Incident Victims			
Age	Male	Female	Total by Age
0-6	0	0	0
7-17	0	1	1
18-30	0	1	1
31-40	0	1	1
41-50	1	0	1
51-60	1	3	4
61-70	0	1	1
71-80	0	0	0
81-90	0	0	0
Total by Gender	2	7	9

### Age and Gender of Murder-Suicide Perpetrators

Age	Male	Female	Total by Age
20-30	1	0	1
31-40	1	0	1
41-50	0	0	0
51-60	3	0	3
61-70	1	0	1
71-80	0	0	0
81-90	1	0	1
Total by Gender	7	0	7

### Relationship of Victim to Male Perpetrator in Murder-Suicides

When perpetrator was male, victim was:

Wife	3
Current female partner	3
Former female partner	1
Roommate	1
Police officer	1

### Location of Murder-Suicides

Residence	5
Vehicle/road	2

## Multiple Perpetrator Incidents

### Overview of Multiple Perpetrator Incidents

Total number of incidents	2
Total number of victims	2
Number of victims killed	2
Total number of perpetrators	4
Number of perpetrators killed	0
Total number of male perpetrators	4

### Age and Gender of Victims in Multiple Perpetrator Incidents

Age	Male	Female	Total by Age
18-30	0	1	1
71-80	0	1	1
Total by Gender	0	2	2

Age and Gender of Perpetrators in Multiple Perpetrator Incidents			
Age	Male	Female	Total by Age
7-17	1	0	1
18-30	3	0	3
Total by Gender	4	0	4

Relationship of Victim to Perpetrators in Multiple Perpetrator Incidents*	
Great grandmother/extended family	1
Dating partner of current intimate partner/unknown	1

\*Although one of these incidents is related to intimate partner violence, it has not been included in the IPV section below because the incident did not take place directly between intimate partners.

Location of Multiple Perpetrator Incident	
Residence	2

### Unclear Victim-Perpetrator Dynamic

Unclear Victim-Perpetrator Dynamic	
Number of incidents	1
Number of people involved*	2
Number of deaths	1

\*Because the dynamic between these two individuals is unclear, neither has been counted in the victim or perpetrator sections. The death has been included in the total lives lost. A third individual, involved in the incident as a bystander, has been counted within the victim section.

### Narrative Summaries by County

#### Clackamas

**Oregon City-** A man fatally stabbed his intimate partner of ten years at their home.

**Oregon City-** A man assaulted his intimate partner in their home. After she escaped, he set fire to the house. The man fatally shot a responding police officer and then shot and killed himself.

#### Clatsop

**Warrenton-** A man entered his estranged wife's apartment, threatening her, her two teenage daughters, and the boyfriend of one of the girls. He was fatally shot after breaking into the bedroom in which all four victims had locked themselves.

## Coos

**Bridge-** A man shot and killed his wife and two neighbors before setting his house and his neighbors' house on fire.

**North Bend-** A man fatally shot his wife inside their home.

**Myrtle Point-** A man bludgeoned his half-brother to death at the victim's home.

## Deschutes

**La Pine-** A man shot and killed his wife of 39 years at their home.

## Grant

**Granite-** A teenager fatally shot his foster father and his foster father's uncle while on a hunting trip.

## Hood River

**Cascade Locks-** A man driving on a highway became involved in a physical altercation with his intimate partner in the vehicle. The vehicle swerved into a guardrail and the man fell out, dying at the scene.

## Jackson

**Medford-** A man hid himself outside his former intimate partner's apartment and fatally stabbed her when she returned home.

**Gold Hill-** A man shot and killed his intimate partner at their friend's apartment.

## Lane

**Veneta-** After calling police to threaten suicide, a man shot and killed his wife and then himself in their home before police arrived.

**Springfield-** A man bludgeoned his former intimate partner to death in his home before attempting suicide.

**Cottage Grove-** A man killed his former intimate partner. At the time of this report, details had not been released.

## Linn

**Harrisburg-** A man murdered his intimate partner with a machete before hanging himself. They were in the process of breaking up.

## Malheur

**Ontario-** A woman stabbed her intimate partner to death outside of a residence. He was visiting a woman with whom he had a child.

## Marion

**Turner-** A man shot and killed his current intimate partner in front of police. He then shut himself in an apartment with the victim's two-year-old daughter for eight hours. The local SWAT team gained access to the apartment, placing the child in the custody of family and arresting the man.

## Multnomah

**Portland-** A man shot and killed his wife in their home before attempting to shoot himself to death. The couple had been enduring financial hardship.

**Portland-** A man stabbed his wife with scissors and then strangled her to death in their home. She had contacted a lawyer to begin divorce proceedings earlier that day.

**Portland-** A man stabbed his intimate partner to death outside of a residence.

**Gresham-** A man fatally shot his estranged wife and kidnapped their daughter. The perpetrator and child were located by police. The victim had been pursuing a divorce.

**Portland-** A man and his male accomplice fatally shot a woman at her apartment complex because she was in a dating relationship with his intimate partner.

**Portland-** A man shot and killed his brother at their home during a physical altercation.

## Tillamook

**Tillamook-** A man shot and killed his intimate partner before leaving her body along a highway. Soon after he fatally shot himself.

## Washington

**Hillsboro-** A man fatally shot his wife and injured their mutual friend and roommate before shooting himself to death.

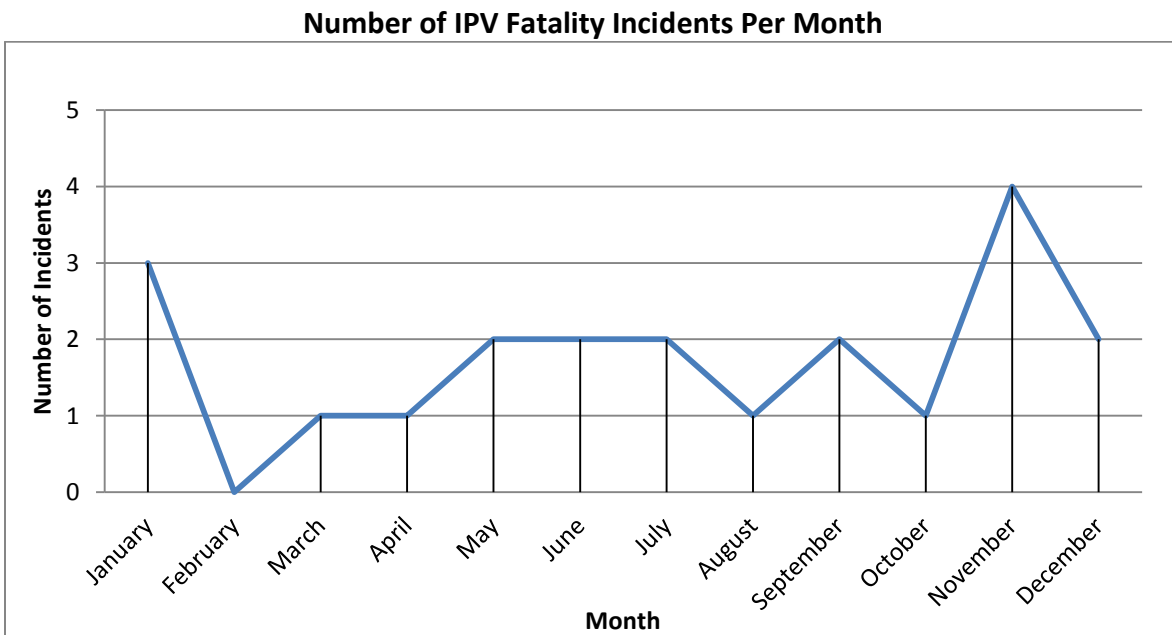
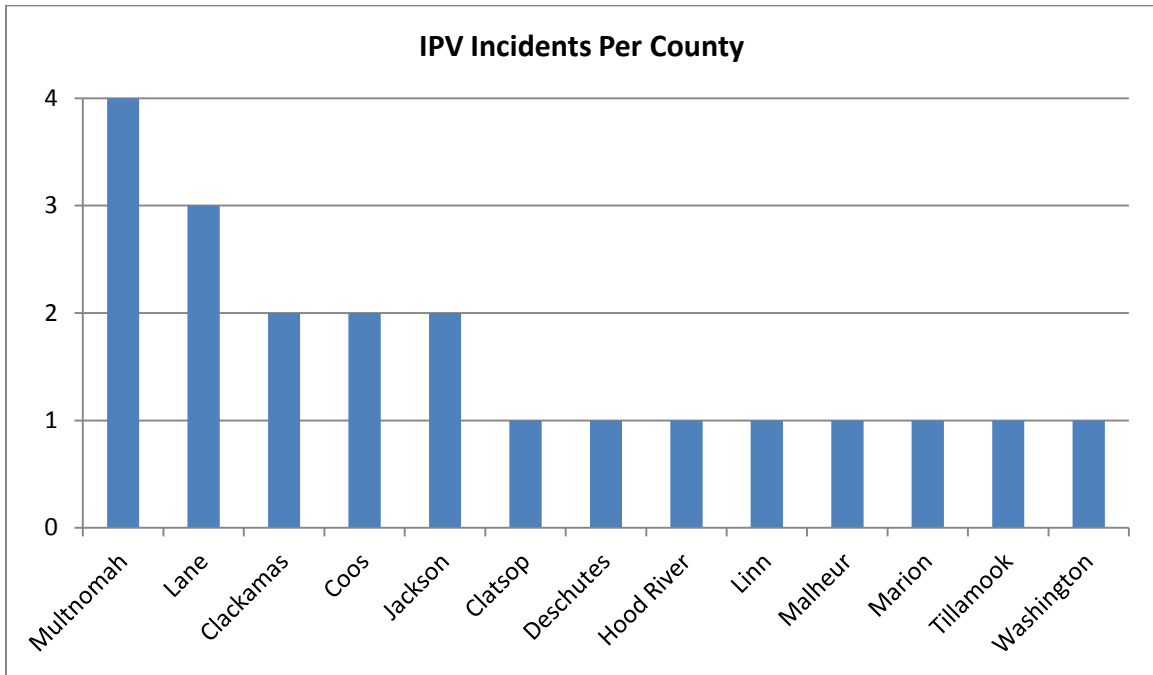
**Cedar Mill-** A teenager and his adult cousin bludgeoned his great grandmother to death with a sledgehammer in her home.



## 2013 IPV Supplement

This supplement examines intimate partner violence fatalities, a subcategory of domestic violence fatalities (see definitions on page 2 of this report).

There were a total of 21 IPV fatality incidents in 2013.



### Types of Incidents

Murder	<b>13</b>
Murder-suicide or attempted murder-suicide	<b>7</b>
Other DV-related death	<b>1</b>
<b>Total</b>	<b>21</b>

## Overview of Victims

Total number of victims	<b>29</b>
Total number of victims killed	<b>21</b>
Total number of female victims	<b>21</b>
Number of female victims killed	<b>16</b>
Number of female victims physically injured	<b>1</b>
Total number of male victims	<b>7</b>
Number of male victims killed	<b>5</b>
Number of male victims physically injured	<b>1</b>
Total number of victims of unspecified gender	<b>1</b>
Number of victims of unspecified gender killed	<b>0</b>
Number of victims of unspecified gender physically injured	<b>0</b>

### Age and Gender of Victims

Age of Victim	Female	Male	Unspecified	Total by Age
0-6	<b>1</b>	<b>0</b>	<b>0</b>	<b>1</b>
7-17	<b>1</b>	<b>0</b>	<b>0</b>	<b>1</b>
18-30	<b>3</b>	<b>2</b>	<b>1</b>	<b>6</b>
31-40	<b>3</b>	<b>1</b>	<b>0</b>	<b>4</b>
41-50	<b>1</b>	<b>2</b>	<b>0</b>	<b>3</b>
51-60	<b>7</b>	<b>1</b>	<b>0</b>	<b>8</b>
61-70	<b>1</b>	<b>0</b>	<b>0</b>	<b>1</b>
71-80	<b>1</b>	<b>1</b>	<b>0</b>	<b>2</b>
81-90	<b>1</b>	<b>0</b>	<b>0</b>	<b>1</b>
Unspecified	<b>2</b>	<b>0</b>	<b>0</b>	<b>2</b>
<b>Total by Gender</b>	<b>21</b>	<b>7</b>	<b>1</b>	<b>29</b>

### Number of Victims Killed by Age and Gender

Age of victim	Females Killed	Males Killed	Total by Age
0-6	<b>0</b>	<b>0</b>	<b>0</b>
7-17	<b>1</b>	<b>0</b>	<b>1</b>
18-30	<b>3</b>	<b>1</b>	<b>4</b>
31-40	<b>3</b>	<b>1</b>	<b>4</b>
41-50	<b>0</b>	<b>2</b>	<b>2</b>
51-60	<b>7</b>	<b>0</b>	<b>7</b>
61-70	<b>0</b>	<b>0</b>	<b>0</b>
71-80	<b>1</b>	<b>1</b>	<b>2</b>
81-90	<b>1</b>	<b>0</b>	<b>1</b>
<b>Total by Gender</b>	<b>16</b>	<b>5</b>	<b>21</b>

### Relationship of Victim to Male Perpetrator\*

When perpetrator was male, victim was:	
Current female partner	5
Wife	7
Former female partner	3
Estranged wife	2
Current male partner	2
Roommate	1
Child of victim and/or perpetrator	3
Current male partner of child of victim and/or perpetrator	1
Neighbor	2
Responding police officer	1

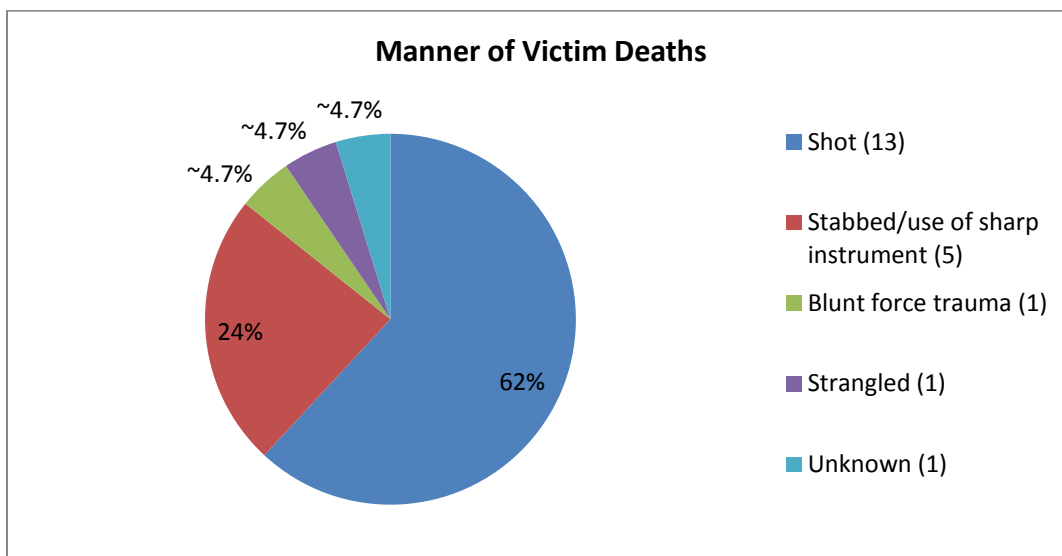
### Relationship of Victim to Female Perpetrator\*

When perpetrator was female, victim was:	
Current intimate partner	1

\*Due to the unclear victim/perpetrator dynamic in one incident, one victim has gone unaccounted in these tables.

### Relationship of Victim Killed to Perpetrator

Current female partner	4
Wife	7
Former female partner	3
Estranged wife	1
Current male partner	3
Neighbor	2
Responding police officer	1



## Overview of Perpetrators

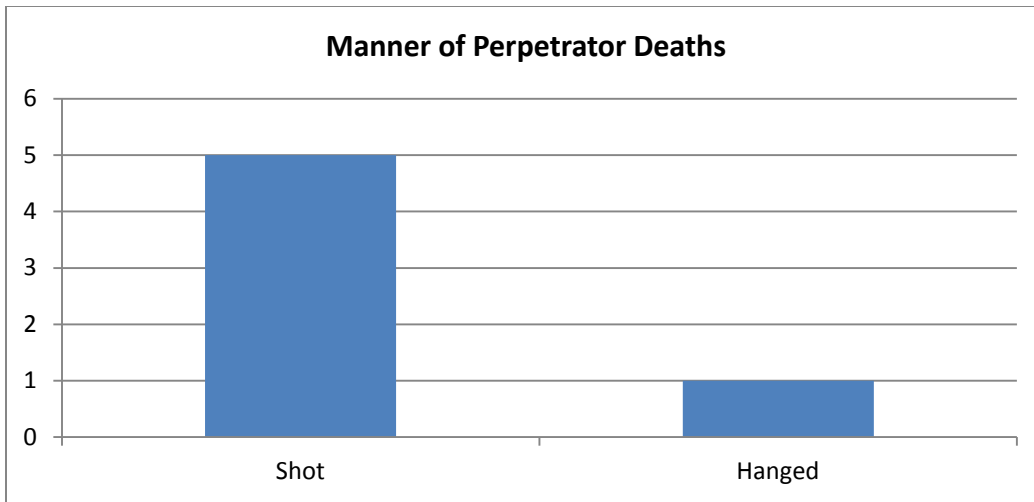
Total number of perpetrators	<b>20</b>
Total number of perpetrators killed	<b>6</b>
Total number of male perpetrators	<b>19</b>
Number of male perpetrators killed	<b>6</b>
Number of male perpetrators physically injured	<b>2</b>
Total number of female perpetrators	<b>1</b>
Number of female perpetrators killed	<b>0</b>
Number of female perpetrators physically injured	<b>0</b>

### Age and Gender of Perpetrators

Age of Perpetrator	Male	Female	Total by Age
Under 18	<b>0</b>	<b>0</b>	<b>0</b>
18-30	<b>3</b>	<b>1</b>	<b>4</b>
31-40	<b>4</b>	<b>0</b>	<b>4</b>
41-50	<b>5</b>	<b>0</b>	<b>5</b>
51-60	<b>3</b>	<b>0</b>	<b>3</b>
61-70	<b>2</b>	<b>0</b>	<b>2</b>
71-80	<b>0</b>	<b>0</b>	<b>0</b>
81-90	<b>2</b>	<b>0</b>	<b>2</b>
Total	<b>19</b>	<b>1</b>	<b>20</b>

### Number of Perpetrators Killed by Age and Gender

Age of Perpetrator	Males Killed	Females Killed	Total by Age
Under 18	<b>0</b>	<b>0</b>	<b>0</b>
18-30	<b>1</b>	<b>0</b>	<b>1</b>
31-40	<b>1</b>	<b>0</b>	<b>1</b>
41-50	<b>0</b>	<b>0</b>	<b>0</b>
51-60	<b>2</b>	<b>0</b>	<b>2</b>
61-70	<b>1</b>	<b>0</b>	<b>1</b>
71-80	<b>0</b>	<b>0</b>	<b>0</b>
81-90	<b>1</b>	<b>0</b>	<b>1</b>
Total	<b>6</b>	<b>0</b>	<b>6</b>



### A Closer Look at the Incidents

#### Location

Location of Incident	
Residence or immediate vicinity of residence	17
Vehicle/road	3
Unknown	1

#### Murder-Suicide

##### Overview\*

Total number of incidents	7
Total number of victims	9
Number of victims killed	7
Total number of perpetrators	7
Number of perpetrators killed	5
Total number of male perpetrators	7
Number of male perpetrators killed	5
Total number of female perpetrators	0
Number of female perpetrators killed	0

\*These figures include two attempted murder-suicides.

<b>Age and Gender of Victims</b>			
Age	Female	Male	Total by Age
0-6	0	0	0
7-17	1	0	1
18-30	1	0	1
31-40	1	0	1
41-50	0	1	1
51-60	3	1	4
61-70	1	0	1
71-80	0	0	0
81-90	0	0	0
Total by Gender	7	2	9

<b>Age and Gender of Perpetrators</b>			
Age	Male	Female	Total by Age
20-30	1	0	1
31-40	1	0	1
41-50	0	0	0
51-60	3	0	3
61-70	1	0	1
71-80	0	0	0
81-90	1	0	1
Total by Gender	7	0	7

<b>Relationship of Victim to Male Perpetrator</b>	
When perpetrator was male, victim was:	
Wife	3
Current female partner	3
Former female partner	1
Male roommate	1
Responding police officer	1

<b>Location of Incident</b>	
Residence	5
Vehicle/road	2