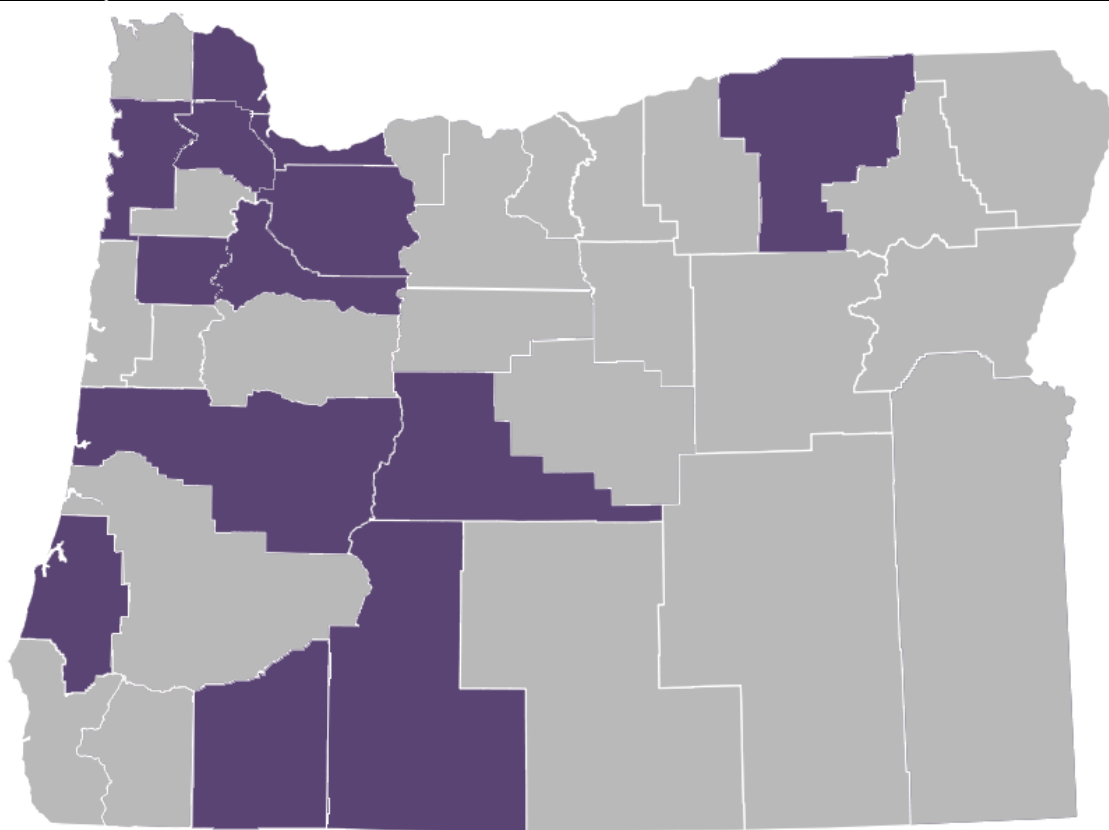


# Fatal Domestic Violence in Oregon: Demographics Related to Victims, Perpetrators, and Incidents

## 2016 Report



**Oregon Coalition**  
*Against Domestic & Sexual Violence*

9570 SW Barbur Blvd., Suite 214, Portland, OR • 503.230.1951 • [www.ocadsv.org](http://www.ocadsv.org)

For more information about this report, please contact:

Oregon Coalition Against Domestic and Sexual Violence  
9570 SW Barbur Blvd., Suite 214  
Portland, OR 97219  
503-230-1951  
[info@ocadsv.org](mailto:info@ocadsv.org)

Published 2018

## Table of Contents

<b>Introduction</b> .....	1
Definitions .....	2
<b>Overview: Domestic Violence Incidents across Oregon</b> .....	3
<b>A Look at Victims and Perpetrators</b>	
Overview of Victims .....	4
Age and Gender of Victims .....	5
Number of Victims Killed by Age and Gender .....	5
Relationship of Victim to Male Perpetrator .....	6
Relationship of Victim to Female Perpetrator .....	6
Number of Victims by Type of Relationship to Perpetrator .....	6
Relationship of Victim Killed to Perpetrator .....	7
Number of Victims Killed by Type of Relationship to Perpetrator .....	7
Manner of Victim Deaths .....	7
Overview of Perpetrators .....	8
Age and Gender of Perpetrators .....	8
Number of Perpetrators Killed by Age and Gender .....	8
Manner of Perpetrator Deaths .....	9
<b>A Closer Look at the Incidents</b>	
Location of Incident .....	9
Narrative Summaries by County .....	9
<b>Intimate Partner Violence Supplement</b> .....	12

## Introduction

In 2016, Oregon lost 37 people in fatal domestic violence incidents. In this report, the Coalition has utilized a broad definition of domestic violence, including a wide variety of incidents that take place in the context of a family or household. We track incidents involving care providers, people related by blood or marriage including extended family, current and former intimate partners, the extended family of current and former intimate partners, and cases of prostitution (covered under the term intimate partner). The term victim as used in this report refers to any individual who was killed, sustained injury, or was otherwise involved in an episode of fatal domestic violence, including bystanders. You will find tables and graphs with data pertaining to all victims, and tables and graphs specifically providing data pertaining to victims who lost their lives (the header of these tables and graphs will refer to “victims killed”). Perpetrator data are provided in the same manner.

This report includes a section dedicated to intimate partner violence (IPV) fatalities that is identical in form to the larger report. The Coalition received feedback on the need for IPV-specific data to be presented separately due to some grant reporting requirements. You will find a broad look at IPV fatality incidents in the state, including in which counties they occurred, frequency per month, and types of incidents. This overview is followed by victim and perpetrator data, including age, gender, relationship, and manner of death. The IPV section concludes with location information.

## Definitions

**Domestic violence-** a pattern of coercive tactics that can include physical, psychological, sexual, economic, and/or emotional abuse, perpetrated by one person against a family member, intimate partner, or person in their care, with the goal of establishing and maintaining power and control.

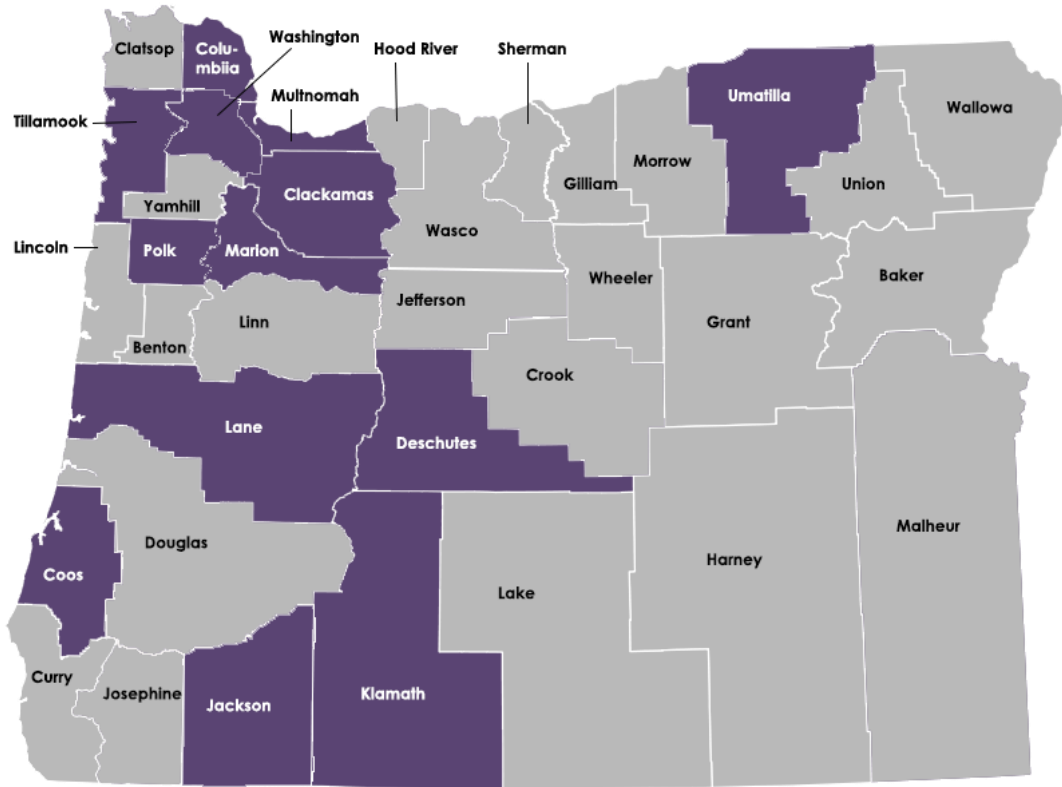
**Intimate partner violence-** a pattern of coercive tactics that can include physical, psychological, sexual, economic, and/or emotional abuse, perpetrated by one person against a current or former intimate partner, with the goal of establishing and maintaining power and control. It is a subcategory of domestic violence.

**Victim-** any individual who was killed, sustained injury, or was otherwise involved in an episode of fatal domestic violence, including bystanders.

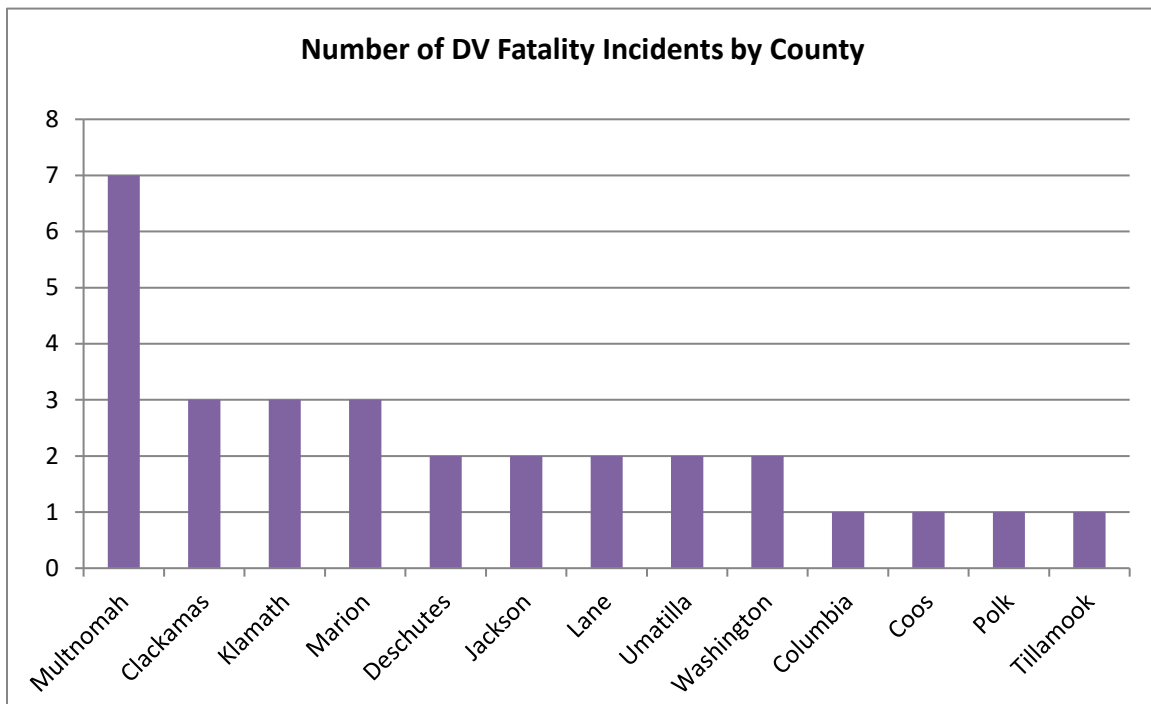
## Overview: Domestic Violence Incidents across Oregon

A total of **37** people—victims and perpetrators—lost their lives in 2016.

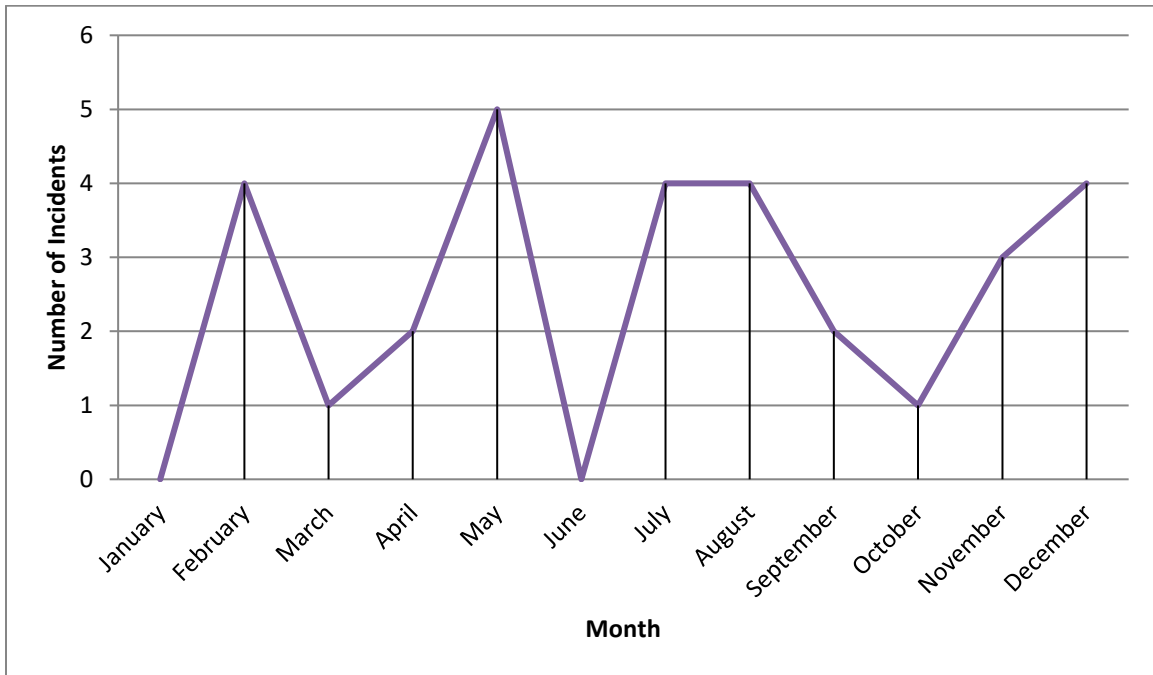
**Thirteen** out of thirty-six Oregon counties had at least one fatal domestic-violence incident.



The state suffered a **total of 30** separate incidents of fatal domestic violence, with the highest number concentrated in Multnomah County.



The highest number of fatal DV incidents in a one-month period occurred in **May**.



### Types of Incidents

Murder (including self-defense)	<b>18</b>
Murder-suicide or attempted murder-suicide	<b>8</b>
Murder followed by police intervention death	<b>1</b>
Police intervention death	<b>3</b>
<b>Total</b>	<b>30</b>

### A Look at Victims and Perpetrators

#### Overview of All Victims

Total number of victims	<b>44</b>
Total number of victims killed	<b>25</b>
Total number of female victims	<b>28</b>
Number of female victims killed	<b>16</b>
Number of female victims physically injured	<b>3</b>
Total number of male victims	<b>15</b>
Number of male victims killed	<b>9</b>
Number of male victims physically injured	<b>3</b>
Total number of victims of unknown gender	<b>1</b>

Out of a total of forty-four victims, **57%** were killed.  
 Of twenty-eight female victims, **57%** were killed.  
 Of fifteen male victims, **60%** were killed.

Age and Gender of All Victims				
Age of Victim	Female	Male	Unknown	Total by Age
0-6	2	1	0	3
7-17	1	3	0	4
18-30	11	1	0	12
31-40	3	3	0	6
41-50	3	3	0	6
51-60	1	2	0	3
61-70	2	1	0	3
71-80	1	0	0	1
81-90	0	0	0	0
Unknown	4	1	1	6
Total by Gender	28	15	1	44

Number of Victims Killed by Age and Gender				
Age of victim	Female	Male	Unknown	Total by Age
0-6	0	0	0	0
7-17	0	1	0	1
18-30	8	0	0	8
31-40	2	2	0	4
41-50	3	3	0	6
51-60	1	2	0	3
61-70	1	1	0	2
71-80	1	0	0	1
81-90	0	0	0	0
Unknown	0	0	0	0
Total by Gender	16	9	0	25



### Relationship of Victim to Male Perpetrator

When perpetrator was male, victim was:

Acquaintance	1	Child	4
Current intimate partner of perpetrator's ex-girlfriend	1	Estranged wife	1
Estranged intimate partner	1	Ex-wife	1
Former intimate partner	3	Current intimate partner of son	1
Current intimate partner	7	Mother	1
Grandmother	1	Neighbor	1
Mother-in-law	1	Responding police officer	1
Niece	1	Child of former intimate partner	1
Sibling	4	Uncle	1
Child of current intimate partner	1	Unknown	1
Wife	5		

Total: 39

### Relationship of Victim to Female Perpetrator

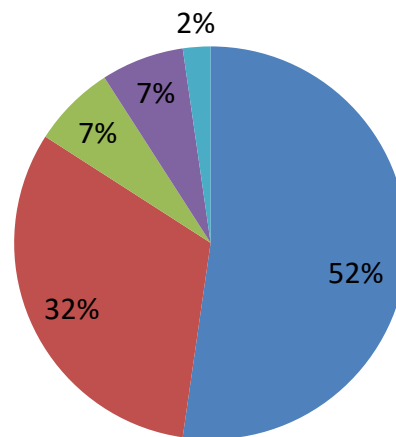
When perpetrator was female, victim was:

Current intimate partner	2	Estranged husband	1
Husband	2		

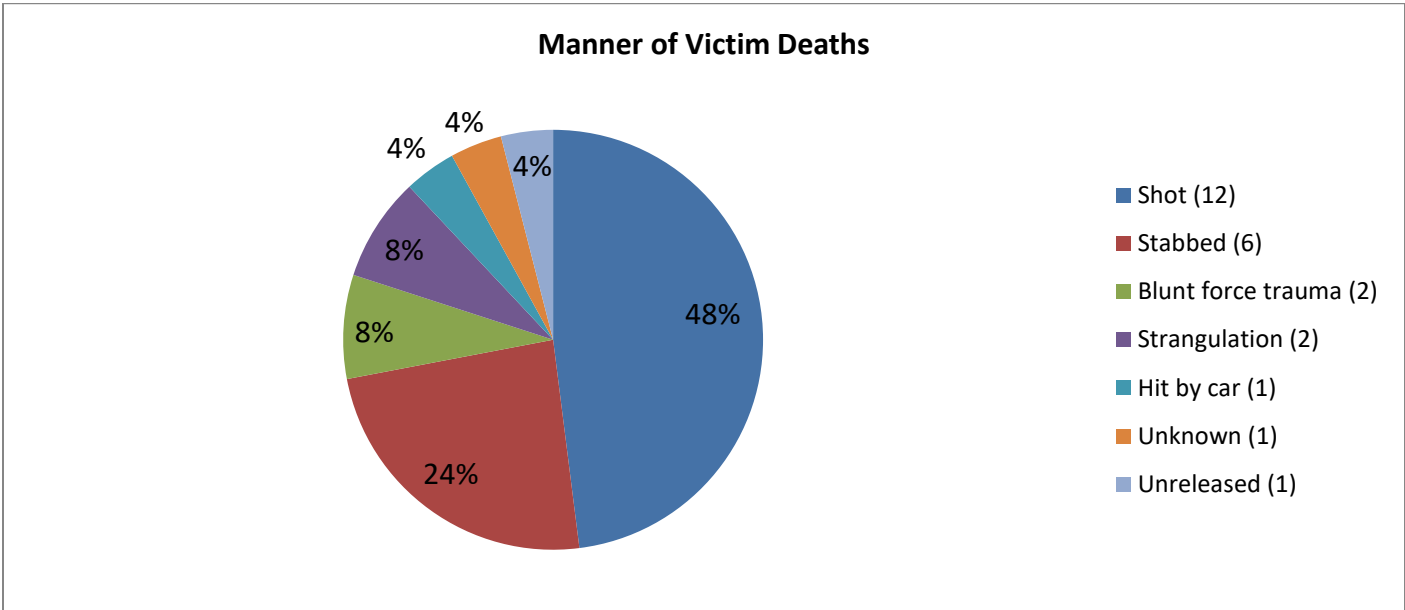
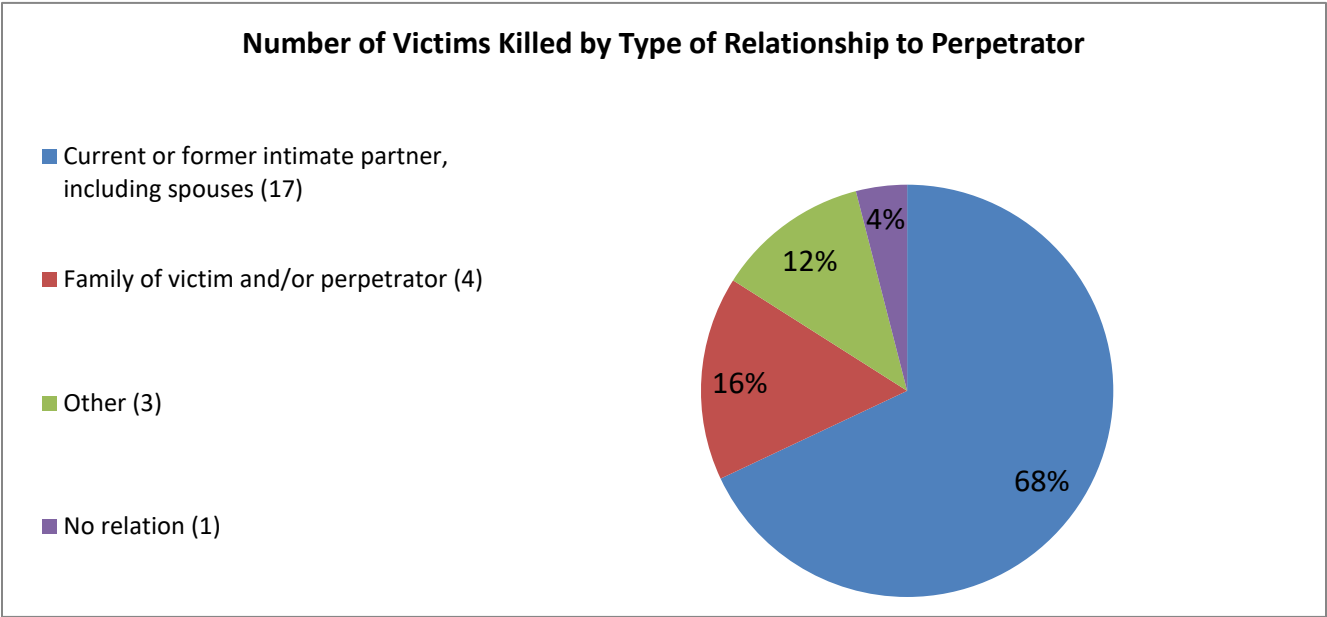
Total: 5

**Number of Victims by Type of Relationship to Perpetrator**

- Current and former intimate partners, including spouses (23)
- Family of victim and/or perpetrator (14)
- No relation (3)
- Other (3)
- Unknown (1)



Relationship of Victim Killed to Perpetrator			
Acquaintance	1	Current intimate partner of perpetrator's ex-girlfriend	1
Former intimate partner	1	Current intimate partner	8
Current intimate partner of son	1	Grandmother	1
Mother	1	Sibling	1
Child of former intimate partner	1	Wife	5
Husband	2	Estranged husband	1
Uncle	1		
Total: <b>25</b>			



## Overview of Perpetrators

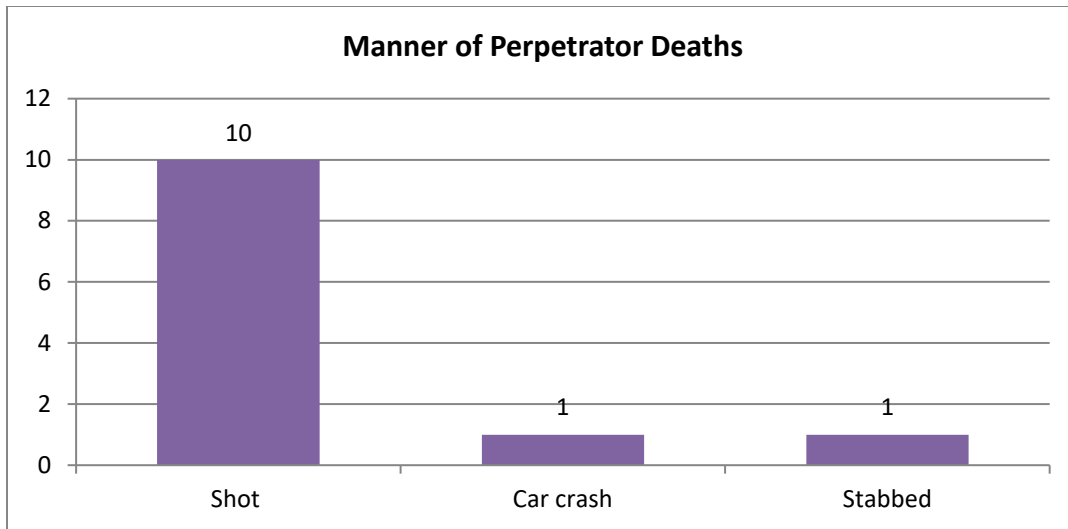
Total number of perpetrators	<b>32</b>
Total number of perpetrators killed	<b>12</b>
Total number of male perpetrators	<b>26</b>
Number of male perpetrators killed	<b>12</b>
Number of male perpetrators physically injured	<b>2</b>
Total number of female perpetrators	<b>6</b>
Number of female perpetrators killed	<b>0</b>
Number of female perpetrators physically injured	<b>0</b>

### Age and Gender of Perpetrators

Age of Perpetrator	Male	Female	Unknown	Total by Age
Under 18	<b>1</b>	<b>0</b>	<b>0</b>	<b>1</b>
18-30	<b>10</b>	<b>2</b>	<b>0</b>	<b>12</b>
31-40	<b>5</b>	<b>1</b>	<b>0</b>	<b>6</b>
41-50	<b>3</b>	<b>2</b>	<b>0</b>	<b>5</b>
51-60	<b>3</b>	<b>1</b>	<b>0</b>	<b>4</b>
61-70	<b>4</b>	<b>0</b>	<b>0</b>	<b>4</b>
71-80	<b>0</b>	<b>0</b>	<b>0</b>	<b>0</b>
81-90	<b>0</b>	<b>0</b>	<b>0</b>	<b>0</b>
<b>Total</b>	<b>26</b>	<b>6</b>	<b>0</b>	<b>32</b>

### Number of Perpetrators Killed by Age and Gender

Age of Perpetrator	Males	Females	Unknown	Total by Age
Under 18	<b>0</b>	<b>0</b>	<b>0</b>	<b>0</b>
18-30	<b>4</b>	<b>0</b>	<b>0</b>	<b>4</b>
31-40	<b>1</b>	<b>0</b>	<b>0</b>	<b>1</b>
41-50	<b>2</b>	<b>0</b>	<b>0</b>	<b>2</b>
51-60	<b>2</b>	<b>0</b>	<b>0</b>	<b>2</b>
61-70	<b>3</b>	<b>0</b>	<b>0</b>	<b>3</b>
71-80	<b>0</b>	<b>0</b>	<b>0</b>	<b>0</b>
81-90	<b>0</b>	<b>0</b>	<b>0</b>	<b>0</b>
<b>Total</b>	<b>12</b>	<b>0</b>	<b>0</b>	<b>12</b>



## A Closer Look at the Incidents

### Location

Overview of Incident Locations*	
Residence, immediate vicinity of residence, or personal property	25
Street and/or vehicle	5
Outdoor area	1
Unknown	2

\*Some incidents involved multiple locations.

### Narrative Summaries by County

#### Clackamas

**Lake Oswego-** A woman fatally shot her estranged husband in his home.

**Oregon City-** A woman fatally shot her husband in their home. They were in the process of getting a divorce.

**Milwaukie-** A man fatally shot an acquaintance and attempted to shoot his ex-wife in their home.

#### Columbia

**St. Helens-** A man kidnapped his girlfriend and strangled her to death with the assistance of two accomplices.

## Coos

**Coos Bay-** A man bludgeoned his uncle to death in their home.

## Deschutes

**La Pine-** A man shot his son and then fatally shot his son's girlfriend before fatally shooting himself in his home. The son survived.

**Terrebonne-** A man killed his wife before killing himself by driving his car off a cliff.

## Jackson

**Applegate-** A man killed his girlfriend in his home.

**Applegate-** A woman fatally shot her uncle in his home. He had previously been charged with assault and harassment.

## Klamath

**Klamath Falls-** A woman fatally strangled her boyfriend in their home.

**Bonanza-** A man fatally shot his brother following an altercation.

**Keno-** A teenager stabbed his grandmother to death at her home.

## Lane

**Eugene-** A man murdered his girlfriend before dumping her body in a remote area of Klamath County.

**Eugene-** A man fatally stabbed his girlfriend at his residence.

## Marion

**Salem-** A man fatally stabbed his mother in her home while his younger siblings were present.

**Keizer-** A teenager fatally stabbed his mother's boyfriend in self-defense.

**Salem-** A man broke into his ex-girlfriend's home and fatally shot her. She had a restraining order against him.

## Multnomah

**Portland-** A man shot his estranged girlfriend before fatally shooting himself. She survived.

**Gresham-** A woman fatally struck her husband with a car.

**Portland-** A man fatally stabbed his girlfriend in their home and attempted to cut himself fatally, but he survived.

**Gresham-** Police were called to a domestic violence situation involving a couple and fatally shot the perpetrator.

**Portland-** A man fatally shot his girlfriend.

**Troutdale-** A man fatally shot his wife before fatally shooting himself at their home.

**Portland-** A woman fatally stabbed her boyfriend at her apartment.

## Polk

**Salem-** Police fatally shot a man following an incident in which he had been harassing his ex-girlfriend and threatening another person with a knife.

## Tillamook

**Pacific City-** A man fatally shot his wife before fatally shooting himself in their home.

## Umatilla

**Milton-Freewater-** A man stabbed his children and fatally stabbed his wife before attempting to fatally stab himself. The perpetrator and the children survived.

**Hermiston-** A man shot his ex-girlfriend (who survived) and fatally shot her son and current boyfriend before fatally shooting himself.

## Washington

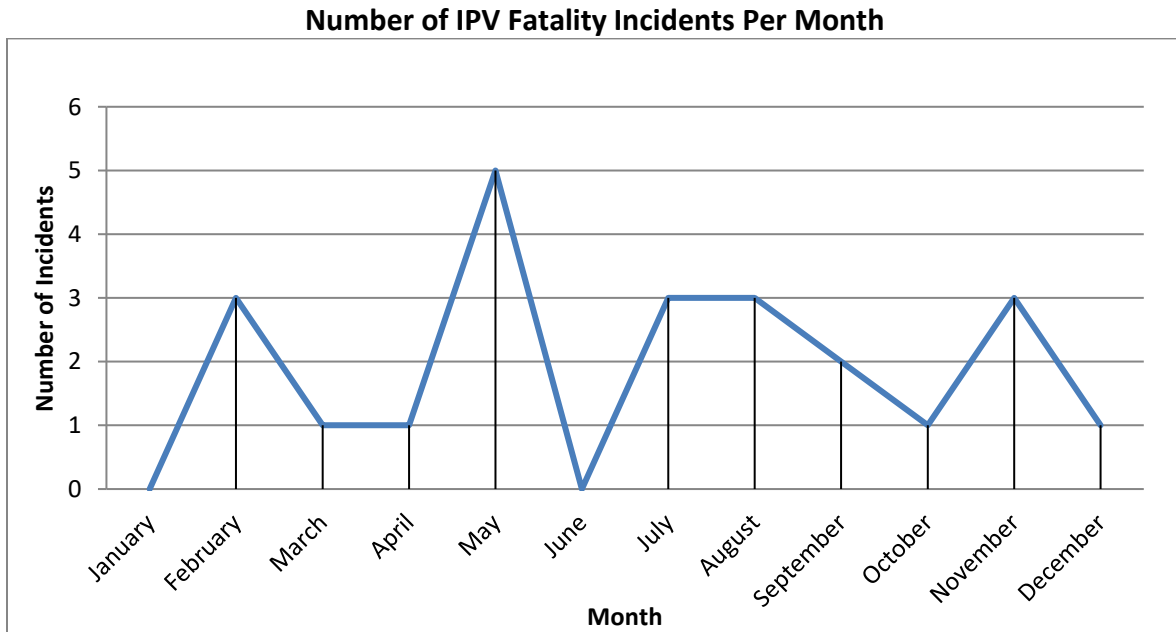
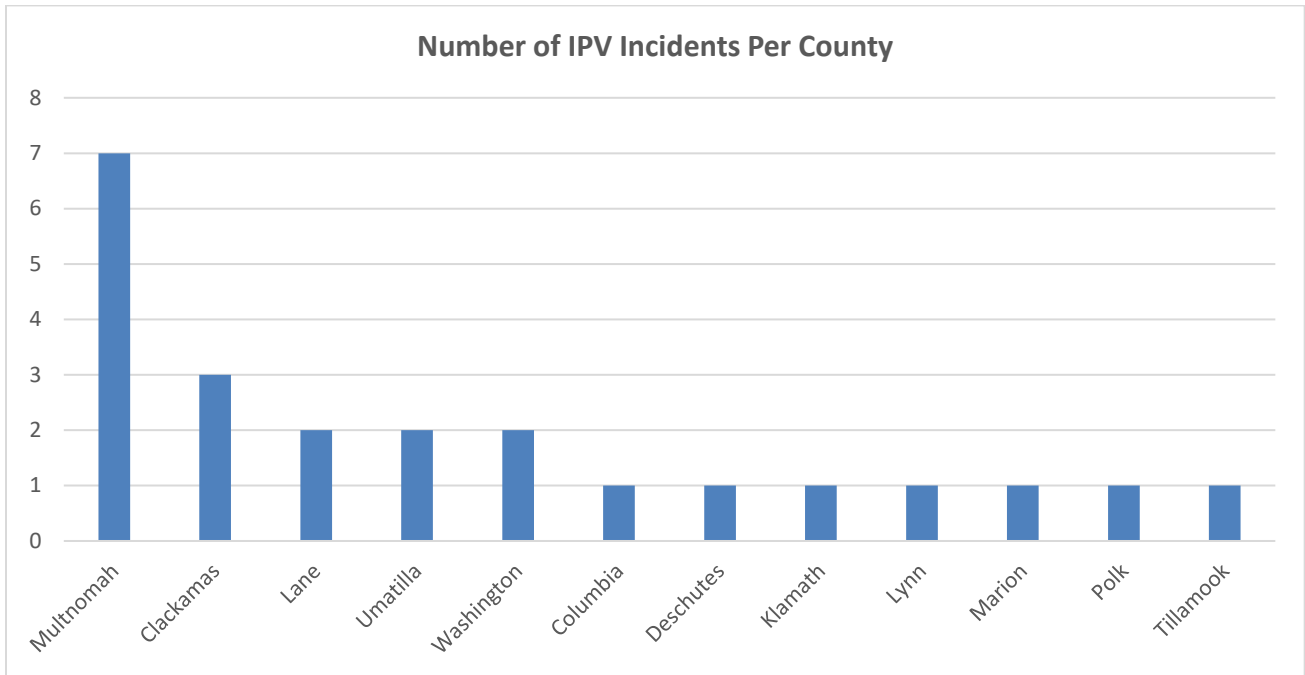
**King City-** A man fatally shot his wife when she was dropping their child off for a visit at his parents' house. The man then shot a responding police officer (who survived) and was shot and killed by other police officers.

**Tualatin-** Police fatally shot a man attempting to break into his neighbor's house with a gun in pursuit of two family members who had fled there.

### 2016 IPV Supplement

This supplement examines intimate partner violence (IPV) fatalities, a subcategory of domestic violence fatalities (see definitions on page 2 of this report).

There were a total of 23 IPV and IPV-related fatality incidents in 2016.



## Types of Incidents

Murder (including self-defense)	12
Murder-suicide or attempted murder-suicide	7
Murder followed by police intervention death	1
Police intervention death	3
Total	23

## Overview of Victims

Total number of victims	33
Total number of victims killed	20
Total number of female victims	22
Number of female victims killed	13
Number of female victims physically injured	3
Total number of male victims	10
Number of male victims killed	7
Number of male victims physically injured	2
Total number of victims of unspecified gender	1
Number of victims of unspecified gender killed	0

## Age and Gender of Victims

Age of Victim	Female	Male	Unknown	Total by Age
0-6	2	1	0	3
7-17	0	1	0	1
18-30	9	0	0	9
31-40	3	3	0	6
41-50	2	3	0	5
51-60	1	1	0	2
61-70	2	0	0	2
71-80	0	0	0	0
81-90	0	0	0	0
Unknown	3	1	1	5
Total by Gender	22	10	1	33



### Number of Victims Killed by Age and Gender

Age of victim	Females Killed	Males Killed	Unknown	Total by Age
0-6	0	0	0	0
7-17	0	1	0	1
18-30	7	0	0	7
31-40	2	2	0	4
41-50	2	3	0	5
51-60	1	1	0	2
61-70	1	0	0	1
71-80	0	0	0	0
81-90	0	0	0	0
Unknown	0	0	0	0
Total by Gender	13	7	0	20

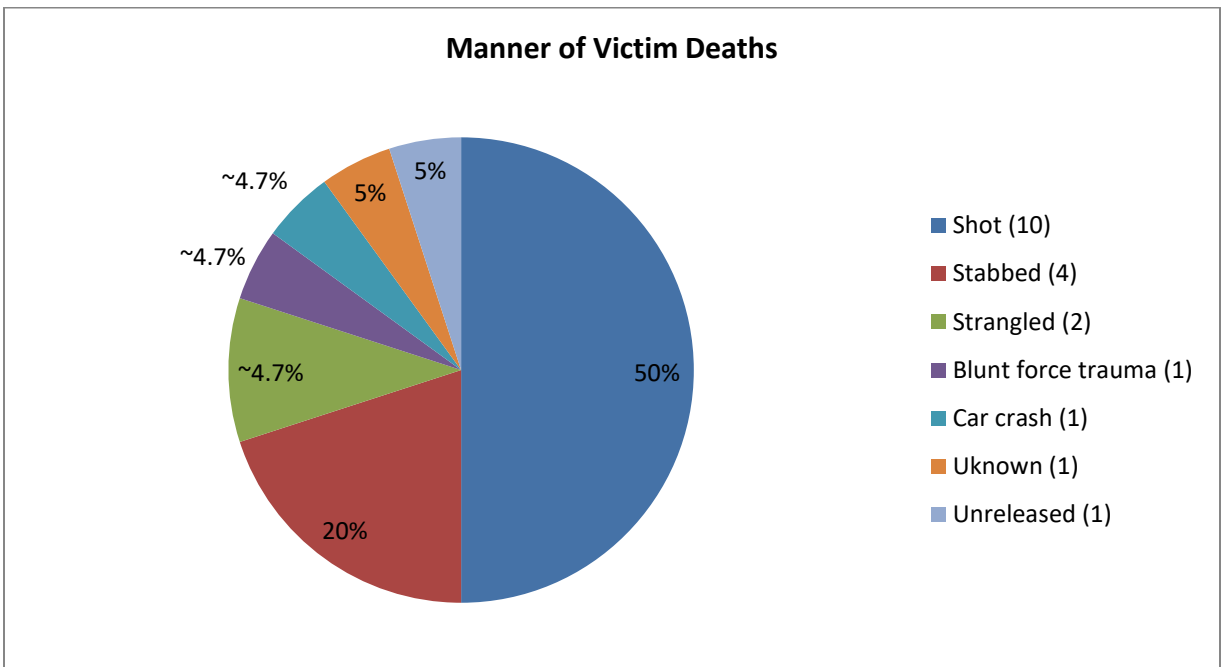
### Relationship of Victim to Male Perpetrator

When perpetrator was male, victim was:	
Wife	5
Current intimate partner	7
Child	3
Former intimate partner	3
Acquaintance	1
Child of former intimate partner	1
Current intimate partner of perpetrator's ex-girlfriend	1
Estranged intimate partner	1
Estranged wife	1
Ex-wife	1
Mother-in-law	1
Neighbor	1
Responding police officer	1
Unknown	1

### Relationship of Victim to Female Perpetrator

When perpetrator was female, victim was:	
Husband	2
Estranged husband	1
Current intimate partner	2

Relationship of Victim Killed to Perpetrator	
Current intimate partner	8
Wife	5
Husband	2
Acquaintance	1
Child of former intimate partner	1
Current intimate partner of perpetrator's ex-girlfriend	1
Estranged husband	1
Former intimate partner	1



**Overview of Perpetrators**

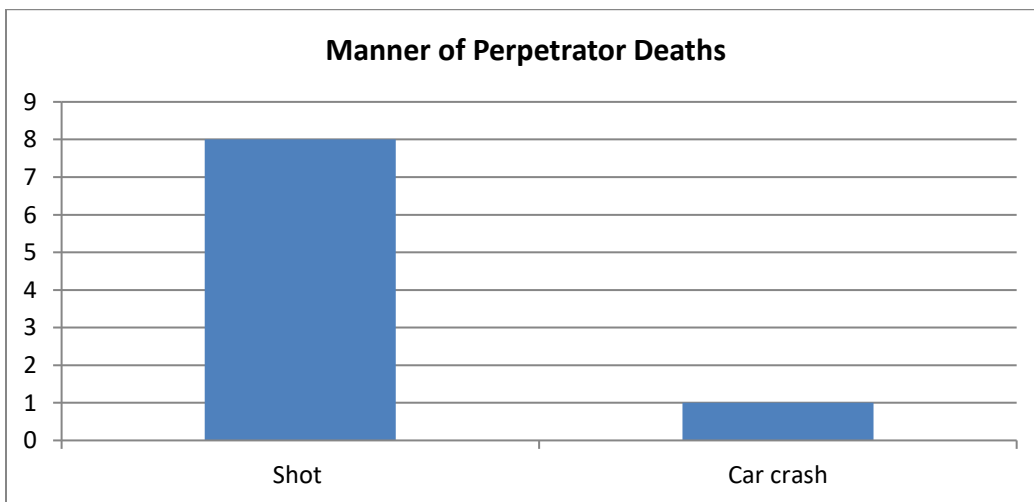
Total number of perpetrators	<b>25</b>
Total number of perpetrators killed	<b>9</b>
Total number of male perpetrators	<b>19</b>
Number of male perpetrators killed	<b>9</b>
Number of male perpetrators physically injured	<b>2</b>
Total number of female perpetrators	<b>6</b>
Number of female perpetrators killed	<b>0</b>
Number of female perpetrators physically injured	<b>0</b>

### Age and Gender of Perpetrators

Age of Perpetrator	Male	Female	Unknown	Total by Age
Under 18	0	0	0	0
18-30	9	2	0	11
31-40	4	1	0	5
41-50	2	2	0	4
51-60	1	1	0	2
61-70	3	0	0	3
71-80	0	0	0	0
81-90	0	0	0	0
<b>Total</b>	<b>19</b>	<b>6</b>	<b>0</b>	<b>25</b>

### Number of Perpetrators Killed by Age and Gender

Age of Perpetrator	Males Killed	Females Killed	Unknown	Total by Age
Under 18	0	0	0	0
18-30	4	0	0	4
31-40	1	0	0	1
41-50	1	0	0	1
51-60	1	0	0	1
61-70	2	0	0	2
71-80	0	0	0	0
81-90	0	0	0	0
<b>Total</b>	<b>9</b>	<b>0</b>	<b>0</b>	<b>9</b>



## A Closer Look at the Incidents

### Location

Location of Incident*	
Residence or immediate vicinity of residence, or personal property	18
Street and/or vehicle	5
Outdoor area	1
Unknown	2

\*Some incidents involved multiple locations.