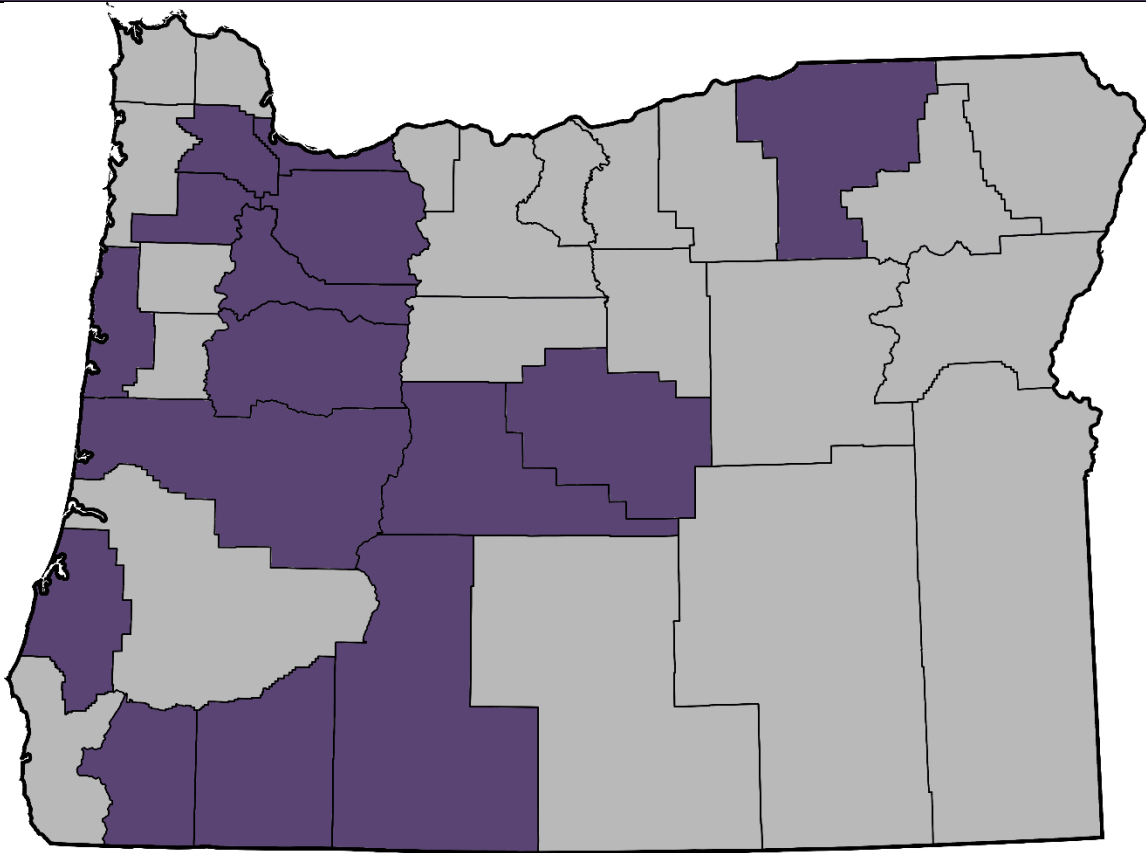


Fatal Domestic Violence in Oregon: Demographics Related to Victims, Perpetrators, and Incidents

2019 Report



Oregon Coalition
Against Domestic & Sexual Violence

9570 SW Barbur Blvd., Suite 214, Portland, OR • 503.230.1951 • www.ocadsv.org

For more information about this report, please contact:

Oregon Coalition Against Domestic and Sexual Violence
9570 SW Barbur Blvd., Suite 214
Portland, OR 97219
503-230-1951
info@ocadsv.org

Published February 2021

Table of Contents

| | |
|---|-----------|
| Introduction | 1 |
| Definitions | 2 |
| Overview: Domestic Violence Incidents across Oregon..... | 3 |
| A Look at Victims and Perpetrators | |
| Overview of Victims | 4 |
| Age and Gender of Victims | 5 |
| Number of Victims Killed by Age and Gender..... | 5 |
| Relationship of Victim to Male Perpetrator | 6 |
| Relationship of Victim to Female Perpetrator..... | 6 |
| Number of Victims by Type of Relationship to Perpetrator | 6 |
| Relationship of Victim Killed to Perpetrator | 7 |
| Number of Victims Killed by Type of Relationship to Perpetrator | 7 |
| Cause of Victim Deaths | 8 |
| Overview of Perpetrators | 8 |
| Age and Gender of Perpetrators | 8 |
| Number of Perpetrators Killed by Age and Gender..... | 9 |
| Cause of Perpetrator Deaths | 9 |
| A Closer Look at the Incidents | |
| Location of Incident | 9 |
| Narrative Summaries by County | 10 |
| Intimate Partner Violence Supplement | 13 |
| Cumulative Domestic Violence Fatality Data: 2009 Through 2019..... | 18 |

Introduction

In 2019, Oregon lost 46 people in fatal domestic violence incidents. In this report, the Coalition has utilized a broad definition of domestic violence, including a wide variety of incidents that take place in the context of a family or household. We track incidents involving care providers, people related by blood or marriage including extended family, current and former intimate partners, the extended family of current and former intimate partners, and cases of prostitution (covered under the term intimate partner). The term victim as used in this report refers to any individual who was killed, sustained injury, or was otherwise involved in an episode of fatal domestic violence, including bystanders. You will find tables and graphs with data pertaining to all victims, and tables and graphs specifically providing data pertaining to victims who lost their lives (the header of these tables and graphs will refer to “victims killed”). Perpetrator data are provided in the same manner.

This report includes a section dedicated to intimate partner violence (IPV) fatalities that is identical in form to the larger report, and a new section dedicated to cumulative data. Thanks to data collection begun by the Multnomah County Domestic and Sexual Violence Coordination Office in 2009, and to ongoing efforts by the Coalition, begun in 2012, we now have over ten years of domestic violence fatality data drawn from the extensive review of media reports. The new section on this cumulative data provides an overview of data collected for the years 2009 through 2019. It draws from the most recent research that the Coalition has done. In many cases, adjustments have been made to annual fatality totals and other specifics from previous years. You may notice discrepancies between past annual domestic violence fatality reports and the data presented here. This section presents the most up-to-date information, and will be a permanent section within annual fatality reports going forward.

Definitions

Domestic violence- a pattern of coercive tactics that can include physical, psychological, sexual, economic, and/or emotional abuse, perpetrated by one person against a family member, intimate partner, or person in their care, with the goal of establishing and maintaining power and control.

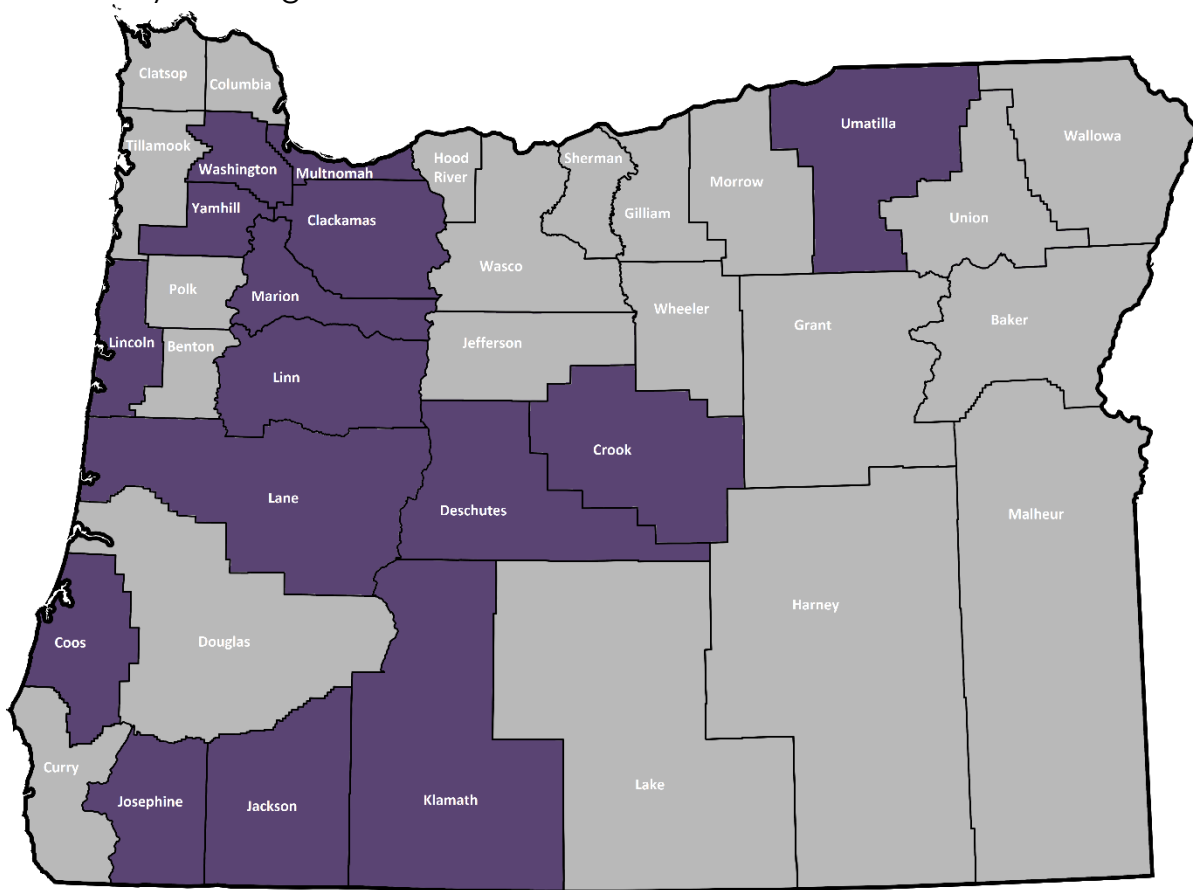
Intimate partner violence- a pattern of coercive tactics that can include physical, psychological, sexual, economic, and/or emotional abuse, perpetrated by one person against a current or former intimate partner, with the goal of establishing and maintaining power and control. It is a subcategory of domestic violence.

Victim- any individual who was killed, sustained injury, or was otherwise involved in an episode of fatal domestic violence, including bystanders.

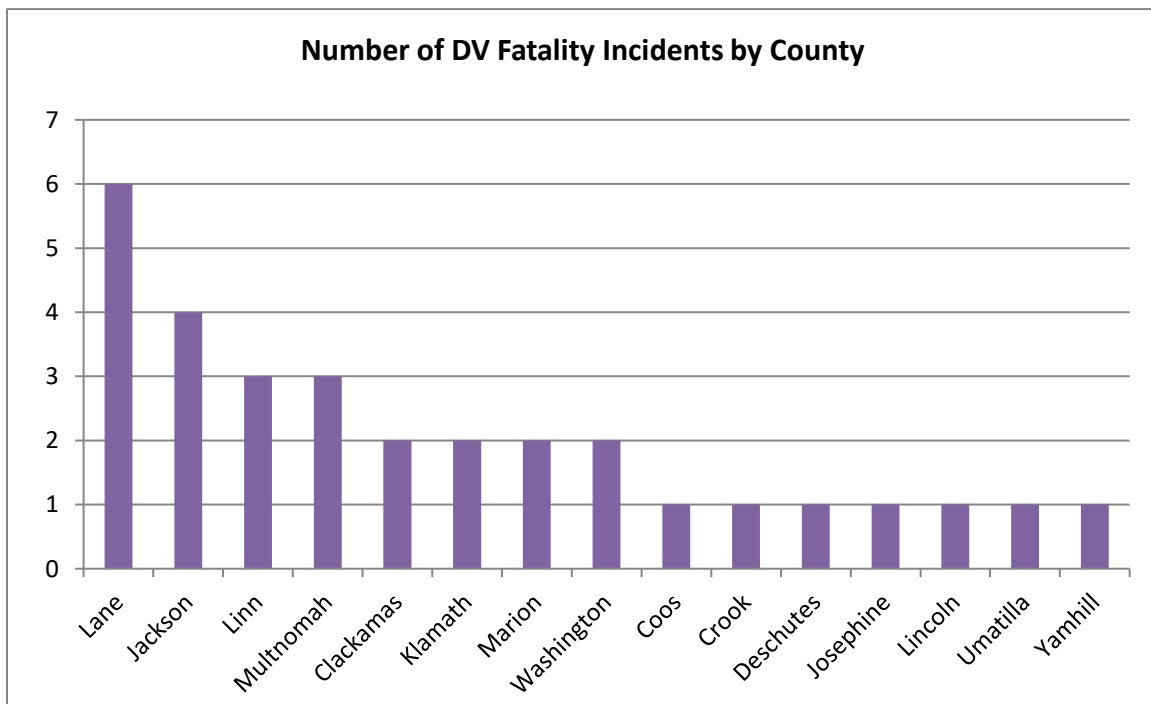
Overview: Domestic Violence Incidents across Oregon

A total of **46** people—victims and perpetrators—lost their lives in 2019.

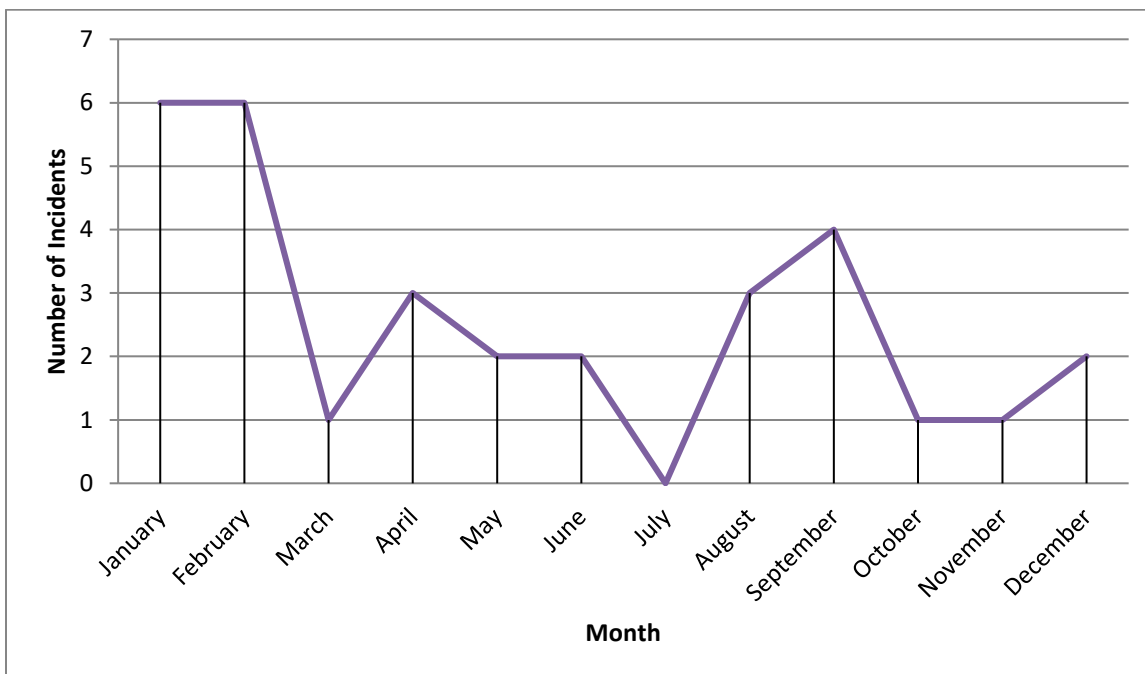
Fifteen out of thirty-six Oregon counties had at least one fatal domestic-violence incident.



The state suffered a **total of 31** separate incidents of fatal domestic violence, with the highest number concentrated in Lane County.



The highest number of fatal DV incidents in a one-month period occurred in **January and February**, which had the same number of incidents.



Types of Incidents

| | |
|--|----|
| Murder (including self-defense) | 21 |
| Murder-suicide or attempted murder-suicide | 7 |
| Police intervention death | 3 |
| Total | 31 |

A Look at Victims and Perpetrators

Overview of All Victims

| | |
|---|----|
| Total number of victims | 60 |
| Total number of victims killed | 33 |
| Total number of female victims | 41 |
| Number of female victims killed | 21 |
| Number of female victims physically injured | 10 |
| Total number of male victims | 19 |
| Number of male victims killed | 12 |
| Number of male victims physically injured | 4 |

Out of a total of sixty victims, **55%** were killed.

Of forty-one female victims, **51%** were killed.

Of nineteen male victims, **63%** were killed.

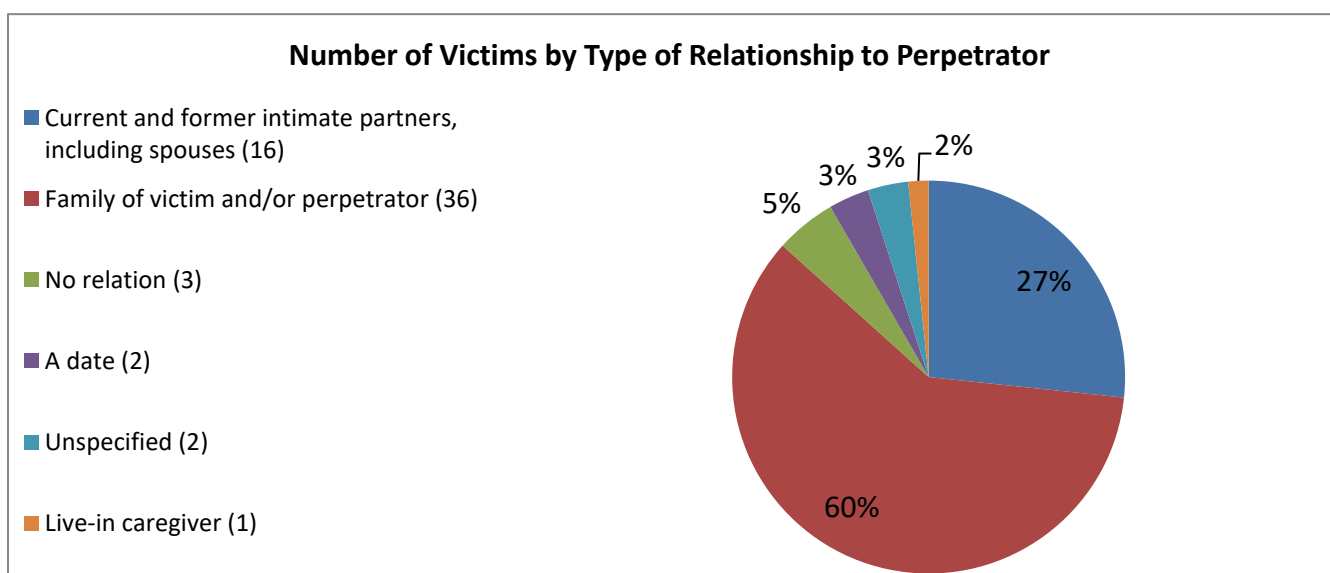
| Age and Gender of All Victims | | | | |
|-------------------------------|--------|------|---------|--------------|
| Age of Victim | Female | Male | Unknown | Total by Age |
| 0-6 | 2 | 1 | 0 | 3 |
| 7-17 | 4 | 1 | 0 | 5 |
| 18-30 | 2 | 5 | 0 | 7 |
| 31-40 | 7 | 1 | 0 | 8 |
| 41-50 | 5 | 3 | 0 | 8 |
| 51-60 | 3 | 0 | 0 | 3 |
| 61-70 | 5 | 4 | 0 | 9 |
| 71-80 | 1 | 1 | 0 | 2 |
| 81-90 | 2 | 0 | 0 | 2 |
| Unknown | 10 | 3 | 0 | 13 |
| Total by Gender | 41 | 19 | 0 | 60 |

| Number of Victims Killed by Age and Gender | | | | |
|--|--------|------|---------|--------------|
| Age of victim | Female | Male | Unknown | Total by Age |
| 0-6 | 1 | 1 | 0 | 2 |
| 7-17 | 0 | 1 | 0 | 1 |
| 18-30 | 1 | 2 | 0 | 3 |
| 31-40 | 4 | 1 | 0 | 5 |
| 41-50 | 5 | 2 | 0 | 7 |
| 51-60 | 3 | 0 | 0 | 3 |
| 61-70 | 4 | 4 | 0 | 8 |
| 71-80 | 1 | 1 | 0 | 2 |
| 81-90 | 2 | 0 | 0 | 2 |
| Unknown | 0 | 0 | 0 | 0 |
| Total by Gender | 21 | 12 | 0 | 33 |

| Relationship of Victim to Male Perpetrator* | | | |
|---|---|-----------------------------------|---|
| When perpetrator was male, victim was: | | | |
| A date | 2 | Child | 6 |
| Mother | 5 | Stepfather | 2 |
| Ex-wife | 1 | Child of current intimate partner | 2 |
| Current intimate partner | 5 | Wife | 3 |
| Roommate | 1 | Former intimate partner | 3 |
| Current partner of ex | 1 | Live-in caregiver | 1 |
| Father | 3 | Mother of ex | 1 |
| Grandmother | 1 | Fiancée of cousin | 1 |
| Cousin | 4 | Great aunt | 1 |
| Grandmother of current intimate partner | 1 | Neighbor | 1 |
| Father in law | 1 | Stepchild | 1 |
| Estranged wife | 1 | Unspecified | 2 |
| Total: 50 | | | |

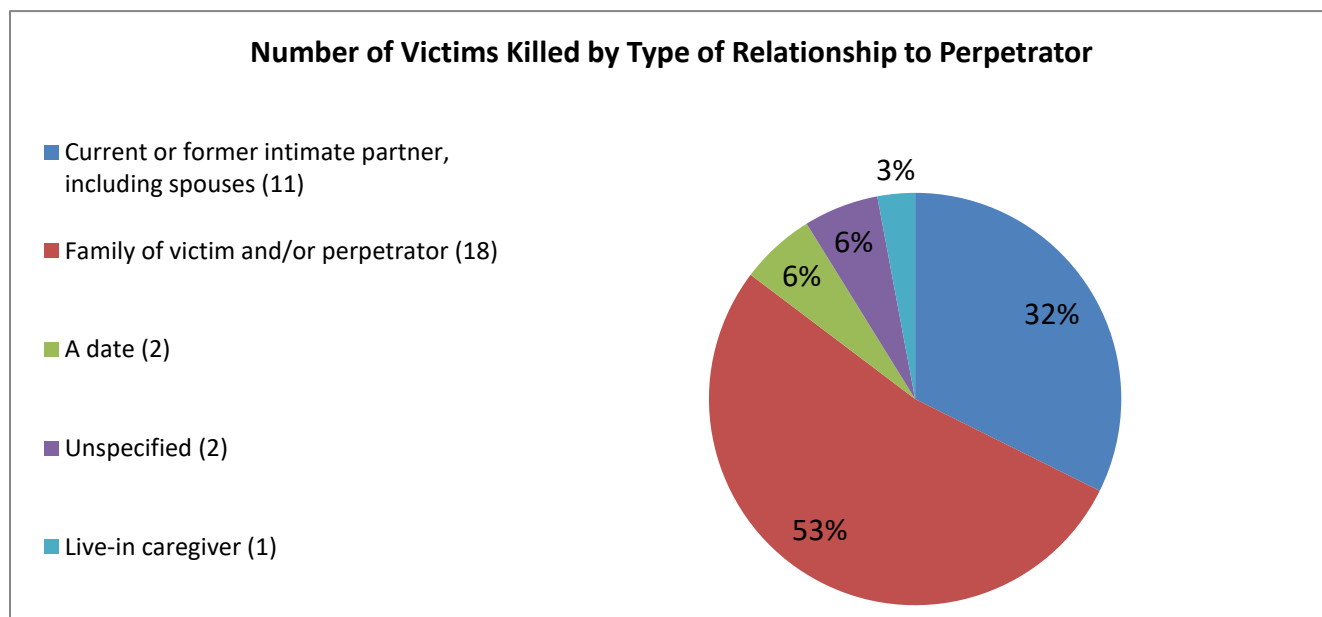
| Relationship of Victim to Female Perpetrator* | | | |
|---|---|-------------------|---|
| When perpetrator was female, victim was: | | | |
| Current intimate partner | 2 | Mother | 2 |
| Father | 1 | Neighbor | 1 |
| Brother | 1 | Grandmother | 1 |
| Aunt | 1 | Estranged husband | 1 |
| Unspecified | 2 | | |
| Total: 12 | | | |

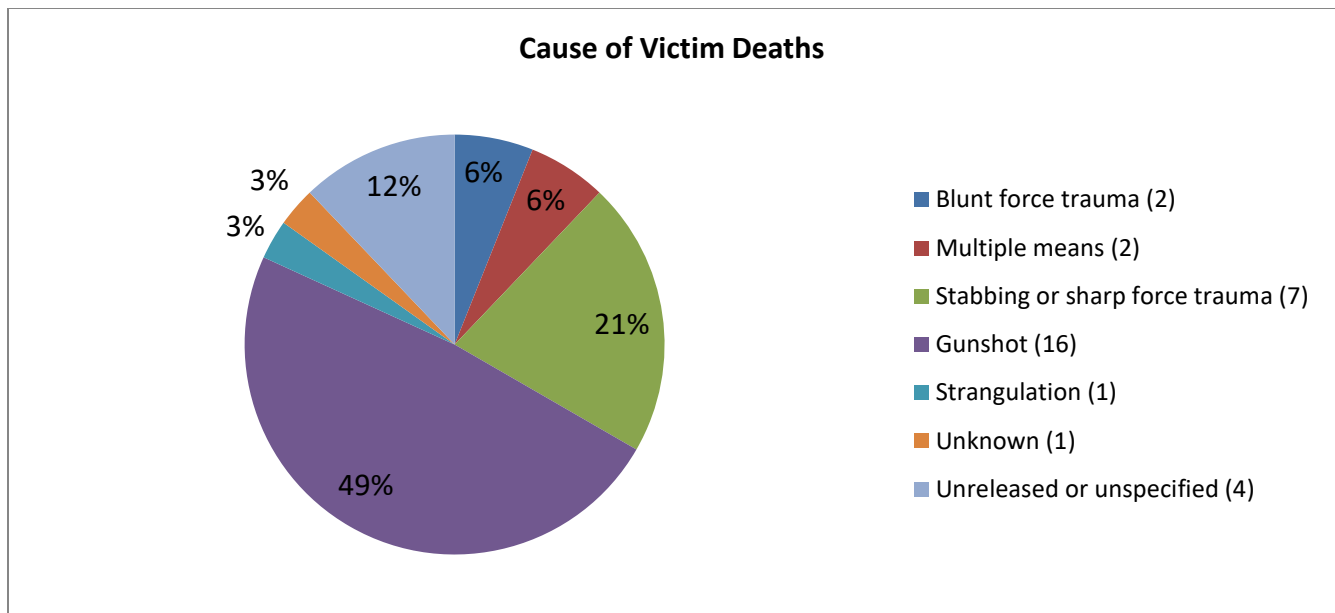
*In one incident, there were two perpetrators—one male and one female.



| Relationship of Victim Killed to Perpetrator* | | | |
|---|---|-----------------------------------|---|
| Mother | 6 | Date | 2 |
| Current intimate partner | 5 | Stepfather | 1 |
| Child | 3 | Wife | 2 |
| Former intimate partner | 2 | Current partner of ex | 1 |
| Father | 2 | Live-in caregiver | 1 |
| Mother of ex | 1 | Child of current intimate partner | 1 |
| Grandmother | 1 | Brother | 1 |
| Father in law | 1 | Estranged husband | 1 |
| Unspecified | 2 | Estranged wife | 1 |
| Total: 34 | | | |

*In one incident, there were two perpetrators.





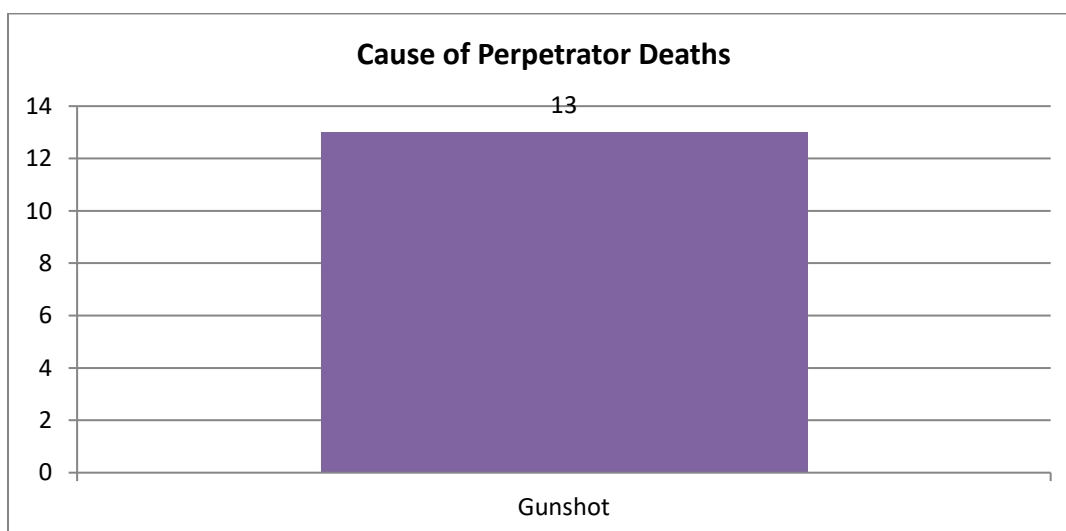
Overview of Perpetrators

| | |
|--|----|
| Total number of perpetrators | 32 |
| Total number of perpetrators killed | 13 |
| Total number of male perpetrators | 25 |
| Number of male perpetrators killed | 13 |
| Number of male perpetrators physically injured | 1 |
| Total number of female perpetrators | 7 |
| Number of female perpetrators killed | 0 |
| Number of female perpetrators physically injured | 1 |

Age and Gender of Perpetrators

| Age of Perpetrator | Male | Female | Unknown | Total by Age |
|--------------------|------|--------|---------|--------------|
| Under 18 | 0 | 0 | 0 | 0 |
| 18-30 | 4 | 4 | 0 | 8 |
| 31-40 | 5 | 2 | 0 | 7 |
| 41-50 | 9 | 1 | 0 | 10 |
| 51-60 | 4 | 0 | 0 | 4 |
| 61-70 | 1 | 0 | 0 | 1 |
| 71-80 | 1 | 0 | 0 | 1 |
| 81-90 | 1 | 0 | 0 | 1 |
| Unknown | 0 | 0 | 0 | 0 |
| Total | 25 | 7 | 0 | 32 |

| Number of Perpetrators Killed by Age and Gender | | | | |
|---|-------|---------|---------|--------------|
| Age of Perpetrator | Males | Females | Unknown | Total by Age |
| Under 18 | 0 | 0 | 0 | 0 |
| 18-30 | 3 | 0 | 0 | 3 |
| 31-40 | 3 | 0 | 0 | 3 |
| 41-50 | 5 | 0 | 0 | 5 |
| 51-60 | 0 | 0 | 0 | 0 |
| 61-70 | 0 | 0 | 0 | 0 |
| 71-80 | 1 | 0 | 0 | 1 |
| 81-90 | 1 | 0 | 0 | 1 |
| Unknown | 0 | 0 | 0 | 0 |
| Total | 13 | 0 | 0 | 13 |



A Closer Look at the Incidents

Location

| Overview of Incident Locations | |
|--|----|
| Residence, immediate vicinity of residence, or personal property | 25 |
| Park | 1 |
| School | 1 |
| Unknown | 3 |
| Warehouse | 1 |

Clackamas

Lake Oswego- A man murdered his wife, who had terminal cancer, before attempting suicide in their home.

Unincorporated Clackamas County- A man used knives and an axe to murder his mother, stepfather, girlfriend, and daughter before injuring his girlfriend's other daughter and a roommate. Responding police fatally shot him.

Coos

North Bend- A woman stabbed her mother to death in the latter's home.

Crook

Prineville- A man fatally shot his father and son before fatally shooting himself in their home.

Deschutes

Bend- A man fatally shot a woman on their first date.

Jackson

Shady Cove- A man fatally shot his girlfriend and her adult daughter.

Central Point- A woman fatally shot her boyfriend in self-defense after he attacked her with an axe following an argument. The man had frequently assaulted and threatened her over the course of their relationship.

Central Point- A man fatally shot his mother, their pets, and himself in their home.

Grants Pass- A man fatally shot and stabbed his father in law, shot his wife multiple times, and injured his stepdaughter. His wife and stepdaughter survived.

Josephine

Wilderville- A man fatally shot his adult son in self-defense after wrestling a gun away from him. The decedent's mother and daughter were present but unharmed. The father had previously gotten a restraining order against his son that had expired before the incident.

Klamath

Klamath Falls- An elderly man fatally shot his live-in caregiver before fatally shooting himself.

Klamath Falls- A man and woman confronted two men in a park with the intention of killing one of the latter. The intended target was shot but survived, and the man accompanying him was shot fatally. The man accompanying the woman was also fatally shot during the incident. News reports have not specified the nature of the relationship between the woman and intended victim, other than noting that domestic-violence

related charges have been filed.

Lane

Eugene- A man enrolled his daughter in a new school without consulting his ex-wife and mother of the girl, who shared custody but was supposed to have sole control of her daughter's school enrollment. The mother went to the school to inquire into the situation, and the administrators contacted her ex-husband. He arrived on scene and refused to leave, eventually pulling a gun and firing on responding police. He was fatally shot by police. His daughter witnessed the shooting.

Oakridge- A woman killed her parents before going to a neighboring house and attempting to stab the woman who lived there. Police intervened in time to stop the neighbor from suffering serious injury.

Florence- A man bludgeoned his elderly mother to death in her home.

Eugene- A man assaulted his elderly grandmother in her home. She died in the hospital from her injuries weeks later.

Eugene- A man fatally shot his wife, called 911, and then fatally shot himself before officers got to their home.

Dorena- A man was fatally shot by police responding to a call that he was threatening to kill everyone in a house, including his girlfriend and her grandmother. This was the household's second call to 911, but police had been unable to locate him following the first call.

Lincoln

Newport- A man strangled his girlfriend to death in her home. He had previously served time for assaulting her.

Linn

Lebanon- A man fatally shot his ex-girlfriend and her new partner to death in her home. He had threatened to kill them a couple of weeks prior.

Albany- A woman told her ex-boyfriend that she was seeking a restraining order against him. He began beating her and then began shooting, hitting her in the arm and killing her mother.

Albany- A man murdered his estranged wife. Her body has not been found, but police identified her blood and tissue on a circular saw that her estranged husband had borrowed.

Marion

Salem- A woman fatally shot her boyfriend during an argument, then called police and attempted to fatally shoot herself.

Salem- A man fatally shot his adult stepson after the latter had come over to his house and fought with him.

Multnomah

Portland- A man killed a woman he had been dating for two weeks and left her body in the trunk of a car.

Portland- A man began stabbing his cousins and father before sexually assaulting his cousin's fiancée and holding her hostage. Responding police fatally shot him. Other extended family members were also present during the incident.

Portland- A woman fatally shot her brother and injured her grandmother and aunt at her grandmother's home.

Umatilla

Milton-Freewater- A woman stabbed her boyfriend to death in their home.

Washington

Aloha- A man fatally stabbed his mother before fatally shooting himself.

Portland- A woman fatally shot her estranged husband when he came to pick up some of his belongings. They were in the process of getting a divorce.

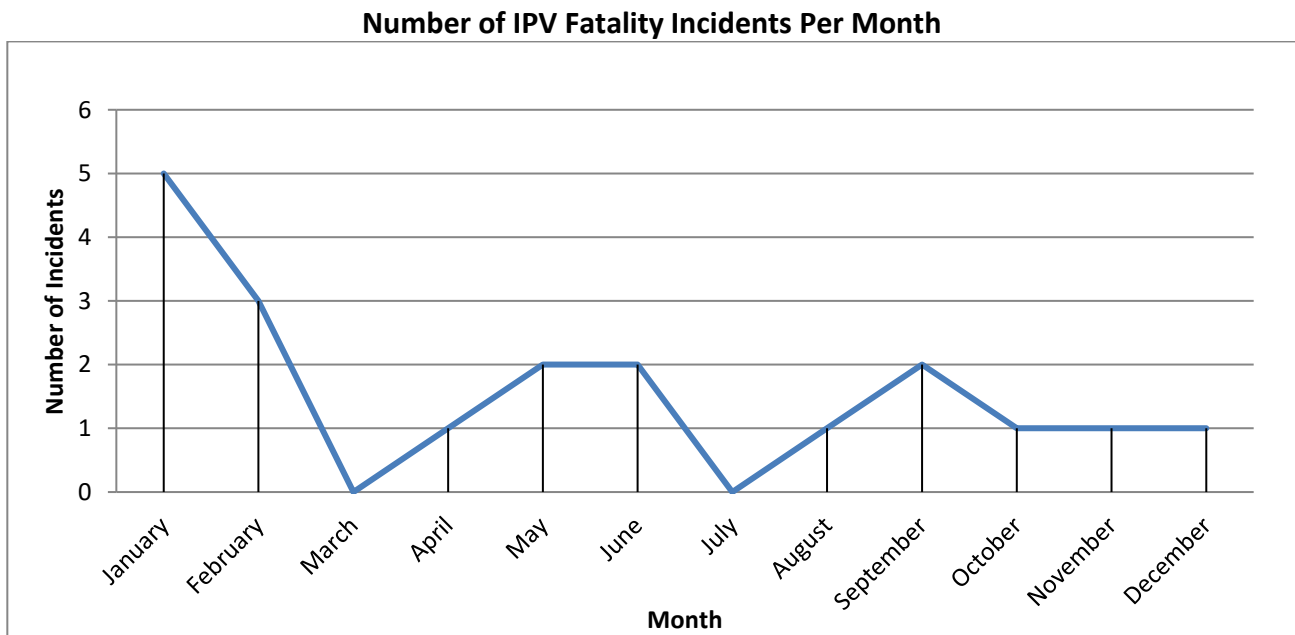
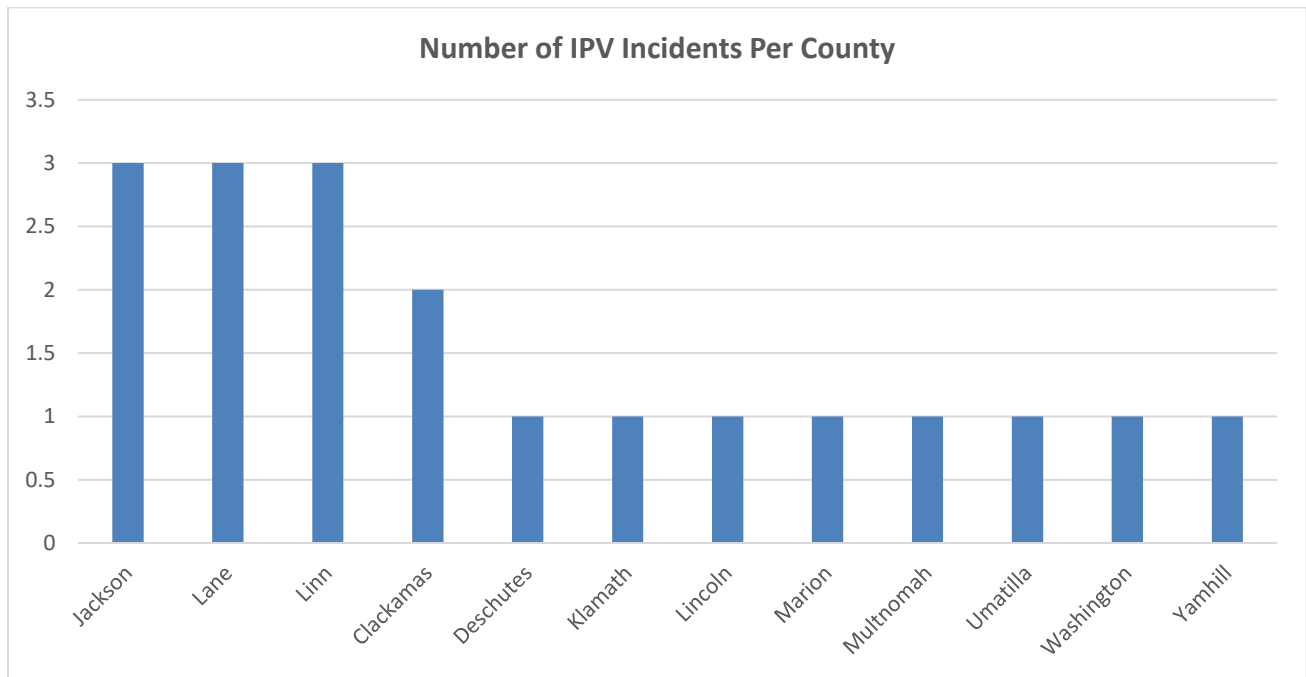
Yamhill

Yamhill- A man fatally shot his former girlfriend and killed their son before hiding their bodies.

2019 IPV Supplement

This supplement examines intimate partner violence (IPV) fatalities, a subcategory of domestic violence fatalities (see definitions on page 2 of this report).

There were a total of 19 IPV and IPV-related fatality incidents in 2019.



Types of Incidents

| | |
|--|----|
| Murder (including self-defense) | 14 |
| Murder-suicide or attempted murder-suicide | 3 |
| Police intervention death | 2 |
| Total | 19 |

Overview of Victims

| | |
|---|----|
| Total number of victims | 35 |
| Total number of victims killed | 22 |
| Total number of female victims | 25 |
| Number of female victims killed | 14 |
| Number of female victims physically injured | 6 |
| Total number of male victims | 10 |
| Number of male victims killed | 8 |
| Number of male victims physically injured | 1 |

Age and Gender of Victims

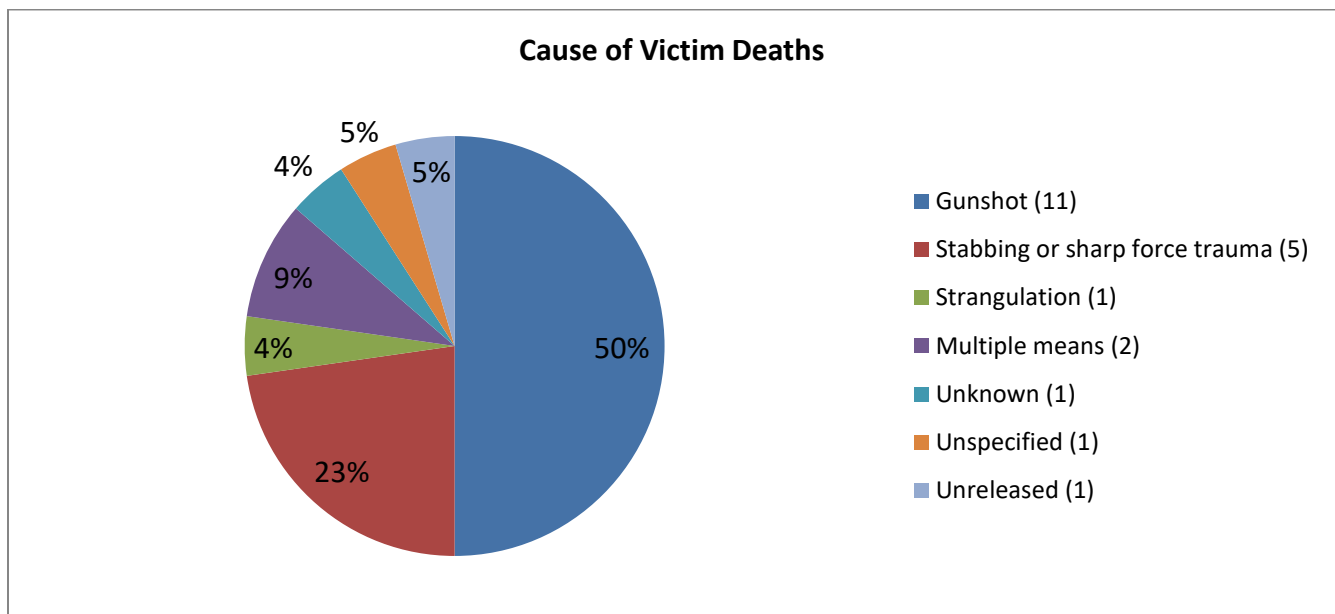
| Age of Victim | Female | Male | Unknown | Total by Age |
|-----------------|--------|------|---------|--------------|
| 0-6 | 1 | 1 | 0 | 2 |
| 7-17 | 3 | 0 | 0 | 3 |
| 18-30 | 1 | 3 | 0 | 4 |
| 31-40 | 7 | 1 | 0 | 8 |
| 41-50 | 4 | 2 | 0 | 6 |
| 51-60 | 1 | 0 | 0 | 1 |
| 61-70 | 2 | 3 | 0 | 5 |
| 71-80 | 1 | 0 | 0 | 1 |
| 81-90 | 0 | 0 | 0 | 0 |
| Unknown | 5 | 0 | 0 | 5 |
| Total by Gender | 25 | 10 | 0 | 35 |

| Number of Victims Killed by Age and Gender | | | | |
|--|----------------|--------------|---------|--------------|
| Age of victim | Females Killed | Males Killed | Unknown | Total by Age |
| 0-6 | 1 | 1 | 0 | 2 |
| 7-17 | 0 | 0 | 0 | 0 |
| 18-30 | 1 | 1 | 0 | 2 |
| 31-40 | 4 | 1 | 0 | 5 |
| 41-50 | 4 | 2 | 0 | 6 |
| 51-60 | 1 | 0 | 0 | 1 |
| 61-70 | 2 | 3 | 0 | 5 |
| 71-80 | 1 | 0 | 0 | 1 |
| 81-90 | 0 | 0 | 0 | 0 |
| Unknown | 0 | 0 | 0 | 0 |
| Total by Gender | 14 | 8 | 0 | 22 |

| Relationship of Victim to Male Perpetrator | | | |
|--|---|---|---|
| When perpetrator was male, victim was: | | | |
| Child | 4 | Former intimate partner | 3 |
| Ex-wife | 1 | Current partner of ex | 1 |
| A date | 2 | Mother of ex | 1 |
| Child of current intimate partner | 2 | Grandmother of current intimate partner | 1 |
| Current intimate partner | 5 | Neighbor | 1 |
| Mother | 1 | Stepchild | 1 |
| Stepfather | 1 | Father in law | 1 |
| Wife | 3 | Estranged wife | 1 |
| Roommate | 1 | | |
| Total: 30 | | | |

| Relationship of Victim to Female Perpetrator | |
|--|---|
| When perpetrator was female, victim was: | |
| Current intimate partner | 2 |
| Estranged husband | 1 |
| Unspecified | 2 |
| Total: 5 | |

| Relationship of Victim Killed to Perpetrator | | | |
|--|---|-----------------------------------|---|
| Current intimate partner | 5 | Former intimate partner | 2 |
| A date | 2 | Current partner of ex | 1 |
| Mother | 1 | Mother of ex | 1 |
| Stepfather | 1 | Child of current intimate partner | 1 |
| Child | 2 | Father in law | 1 |
| Wife | 2 | Estranged husband | 1 |
| Estranged wife | 1 | Unspecified | 1 |
| Total: 22 | | | |



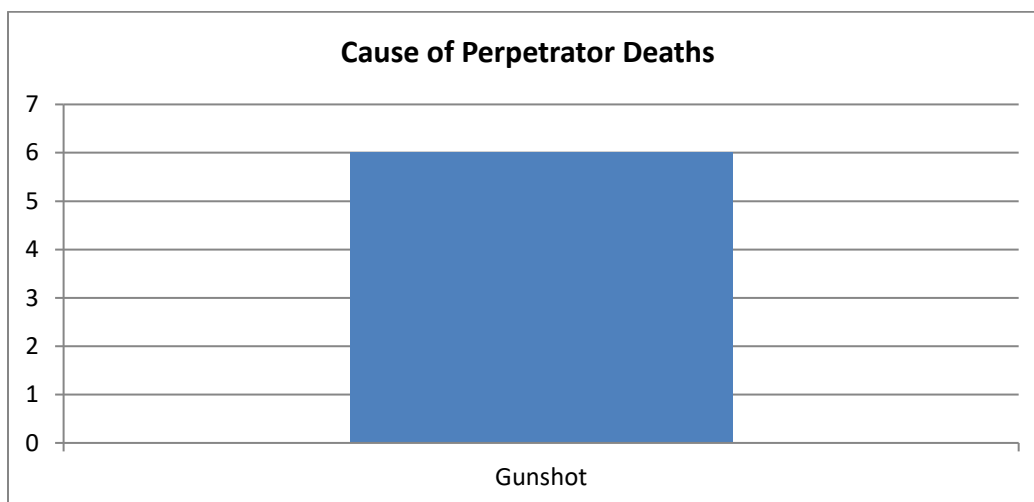
Overview of Perpetrators

| | |
|--|----|
| Total number of perpetrators | 20 |
| Total number of perpetrators killed | 6 |
| Total number of male perpetrators | 16 |
| Number of male perpetrators killed | 6 |
| Number of male perpetrators physically injured | 1 |
| Total number of female perpetrators | 4 |
| Number of female perpetrators killed | 0 |
| Number of female perpetrators physically injured | 1 |

Age and Gender of Perpetrators

| Age of Perpetrator | Male | Female | Unknown | Total by Age |
|--------------------|------|--------|---------|--------------|
| Under 18 | 0 | 0 | 0 | 0 |
| 18-30 | 2 | 3 | 0 | 5 |
| 31-40 | 4 | 0 | 0 | 4 |
| 41-50 | 5 | 1 | 0 | 6 |
| 51-60 | 4 | 0 | 0 | 4 |
| 61-70 | 0 | 0 | 0 | 0 |
| 71-80 | 1 | 0 | 0 | 1 |
| 81-90 | 0 | 0 | 0 | 0 |
| Unknown | 0 | 0 | 0 | 0 |
| Total | 16 | 4 | 0 | 20 |

| Number of Perpetrators Killed by Age and Gender | | | | |
|---|--------------|----------------|---------|--------------|
| Age of Perpetrator | Males Killed | Females Killed | Unknown | Total by Age |
| Under 18 | 0 | 0 | 0 | 0 |
| 18-30 | 1 | 0 | 0 | 1 |
| 31-40 | 2 | 0 | 0 | 2 |
| 41-50 | 2 | 0 | 0 | 2 |
| 51-60 | 0 | 0 | 0 | 0 |
| 61-70 | 0 | 0 | 0 | 0 |
| 71-80 | 1 | 0 | 0 | 1 |
| 81-90 | 0 | 0 | 0 | 0 |
| Unknown | 0 | 0 | 0 | 0 |
| Total | 6 | 0 | 0 | 6 |



A Closer Look at the Incidents

Location

| Location of Incident* | |
|--|----|
| Residence or immediate vicinity of residence, or personal property | 13 |
| Park | 1 |
| School | 1 |
| Warehouse | 1 |
| Unknown | 3 |

Cumulative Domestic Violence Fatality Data: 2009 Through 2019

In Oregon from 2009 through 2019, there were a total of 393 fatal domestic violence incidents that resulted in 532 deaths. These incidents involved 593 victims and 414 perpetrators.

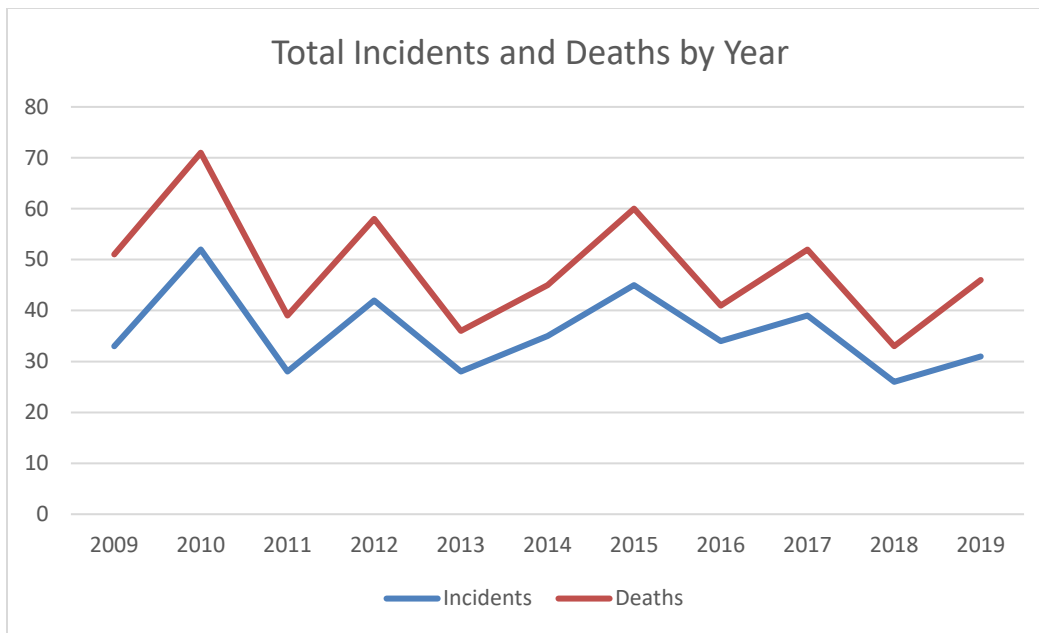
| | | | |
|------------------|----------------|---------------------|---------------|
| 393 Incidents | 593 Victims | 414 Perpetrators | 532 Deaths |
|------------------|----------------|---------------------|---------------|

On average, there were 36 fatal domestic violence incidents per year at the rate of three fatal incidents per month, and 48 deaths per year at the rate of four deaths per month.

Total Domestic Violence Incidents and Deaths by Year

The following table presents the total number of fatal domestic violence incidents and the total number of victims, perpetrators, and deaths involved in those incidents by year. The chart below the table presents the same annual incident and death totals in a linear format, which shows a downward trend over the course of the eleven years that data were collected.

| Year | Incidents | Victims | Perpetrators | Deaths |
|------|-----------|---------|--------------|--------|
| 2009 | 33 | 52 | 33 | 51 |
| 2010 | 52 | 68 | 53 | 71 |
| 2011 | 28 | 46 | 32 | 39 |
| 2012 | 42 | 65 | 43 | 58 |
| 2013 | 28 | 44 | 30 | 36 |
| 2014 | 35 | 58 | 35 | 45 |
| 2015 | 45 | 57 | 47 | 60 |
| 2016 | 34 | 48 | 37 | 41 |
| 2017 | 39 | 55 | 41 | 52 |
| 2018 | 26 | 40 | 31 | 33 |
| 2019 | 31 | 60 | 32 | 46 |



Total Number of Incidents and Deaths by County

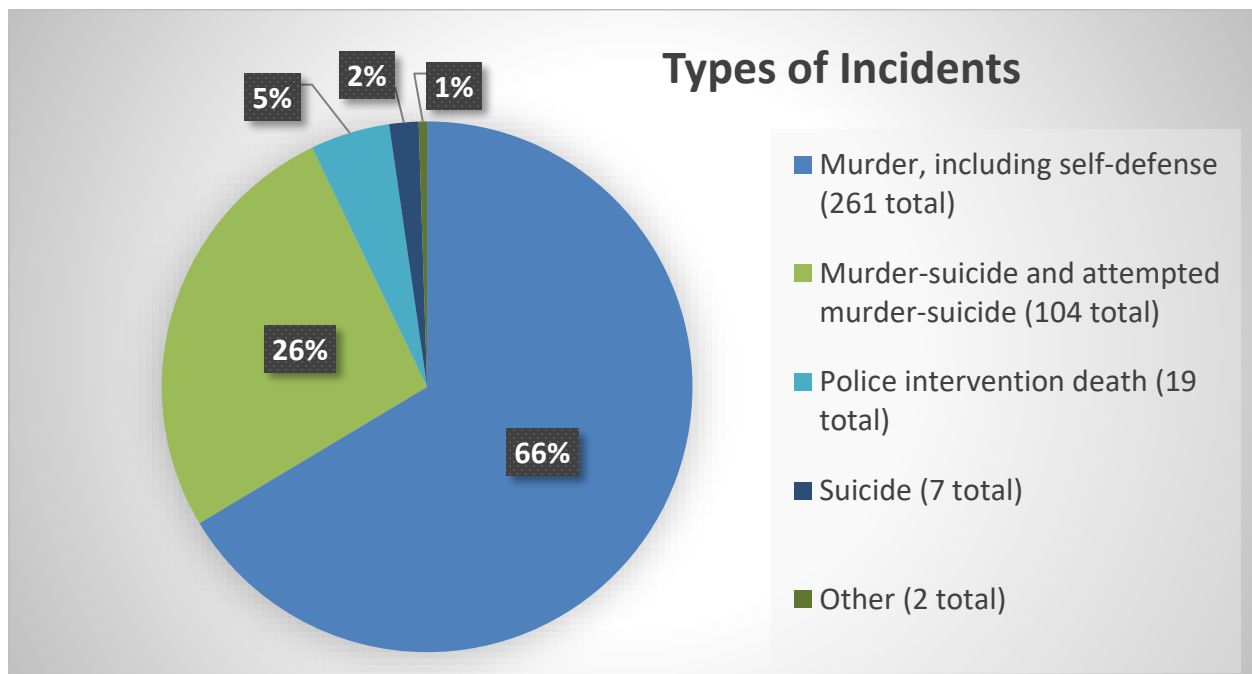
Multnomah County had the highest number of fatal domestic violence incidents and deaths from 2009 through 2019. Nineteen percent of all incidents took place in Multnomah County, and seventeen percent of all fatalities.

Washington County had the second highest number of fatal incidents and deaths, followed closely by Lane County.

| County | Incidents | Deaths | County | Incidents | Deaths |
|------------|-----------|--------|------------|-----------|--------|
| Baker | 1 | 1 | Lake | 2 | 3 |
| Benton | 4 | 5 | Lane | 37 | 55 |
| Clackamas | 32 | 43 | Lincoln | 3 | 4 |
| Clatsop | 4 | 6 | Linn | 15 | 18 |
| Columbia | 3 | 6 | Malheur | 6 | 8 |
| Coos | 19 | 25 | Marion | 26 | 38 |
| Crook | 3 | 5 | Morrow | 2 | 2 |
| Curry | 1 | 1 | Multnomah | 74 | 91 |
| Deschutes | 17 | 25 | Polk | 3 | 5 |
| Douglas | 11 | 14 | Sherman | 0 | 0 |
| Gilliam | 0 | 0 | Tillamook | 6 | 9 |
| Grant | 1 | 2 | Umatilla | 6 | 8 |
| Harney | 0 | 0 | Union | 2 | 2 |
| Hood River | 4 | 5 | Wallowa | 1 | 1 |
| Jackson | 28 | 39 | Wasco | 6 | 6 |
| Jefferson | 5 | 6 | Washington | 41 | 58 |
| Josephine | 12 | 16 | Wheeler | 0 | 0 |
| Klamath | 12 | 15 | Yamhill | 6 | 10 |

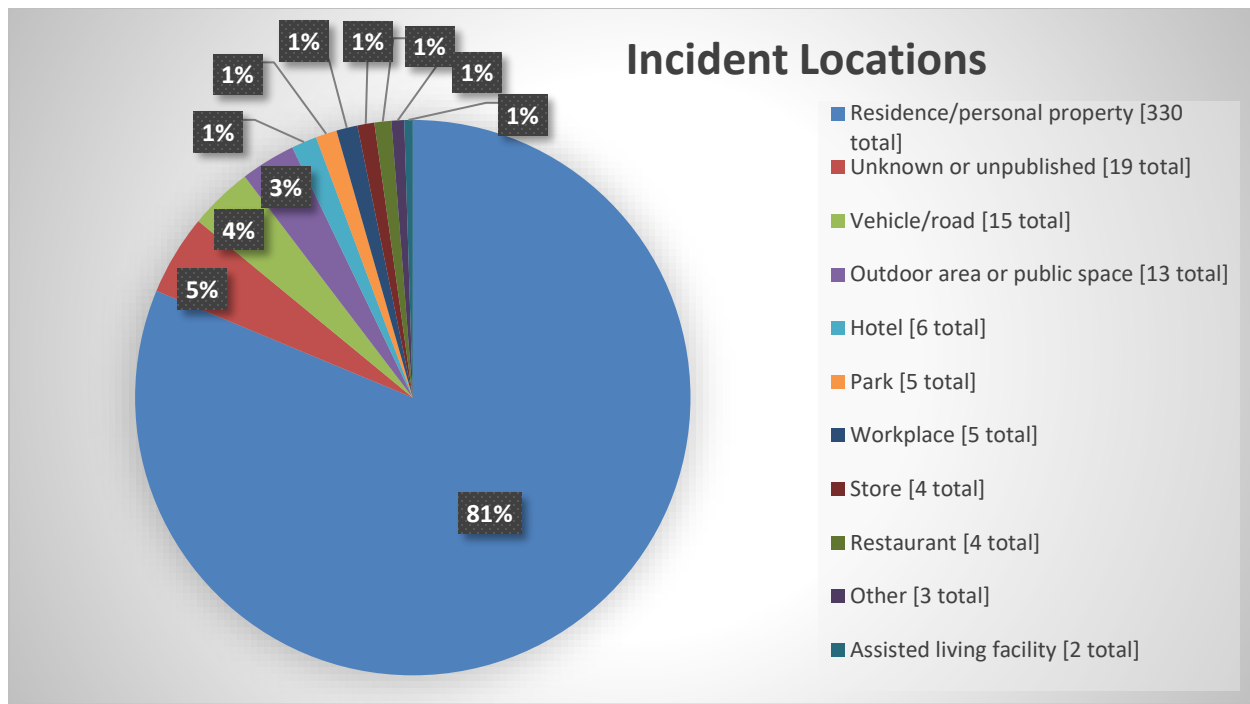
Types of Incidents

The majority of fatal domestic violence incidents were murders, including murders committed in self-defense. This type of incident constituted 66% of all incidents across the eleven years of data we've collected so far. A significant minority of incidents were completed and attempted murder-suicides, comprising 26% of all incidents. There were 19 police intervention deaths comprising 5% of all incidents. These incidents involved a responding police officer killing a domestic violence perpetrator. (This category of incident includes situations in which the *only* fatality resulted from police intervention). There were seven domestic-violence related suicides comprising 2% of all incidents, and two "other" incidents, both of which involved fatal car crashes that, based on available information, appear to have been accidental but took place during or immediately following an altercation.



Incident Location

The vast majority of fatal domestic violence incidents took place at a personal residence. Several incidents involved multiple locations.



Cause of Death – Victims

There were a total of 390 victim deaths from a wide range of causes. Gunshot was the most common cause of death for victims, at 52%, followed by stabbing, at 17%.

| Cause of Death | Number of Victims |
|---|-------------------|
| Gunshot | 202 |
| Stabbing | 68 |
| Blunt force trauma | 23 |
| Strangulation | 20 |
| Multiple causes | 13 |
| Beating | 9 |
| Car crash or hit by car | 6 |
| Effects of arson/smoke inhalation/burns | 6 |
| Sharp force trauma | 5 |
| Neglect | 3 |
| Asphyxiation | 2 |
| Pushed from a height | 2 |
| Suffocation | 2 |
| Decapitation | 1 |
| Drowning | 1 |
| Undetermined | 1 |
| Unpublished or unreleased | 26 |

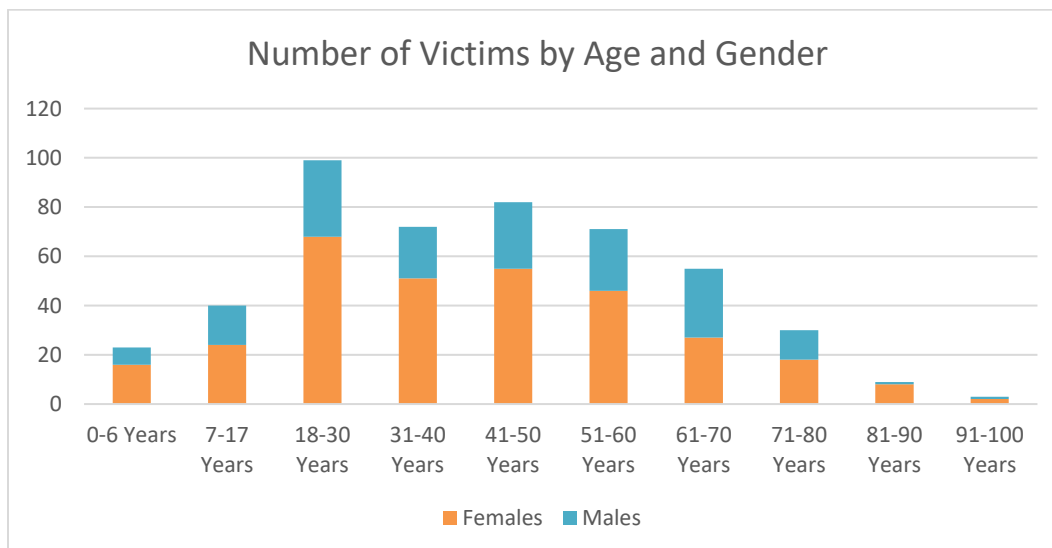
Cause of Death – Perpetrators

There were a total of 142 perpetrator deaths. Gunshot was the cause of the vast majority of perpetrator deaths, at 88%.

| Cause of Death | Number of Perpetrators |
|---------------------------|------------------------|
| Gunshot | 125 |
| Stabbing | 4 |
| Hanging | 4 |
| Car crash | 2 |
| Jump from building | 1 |
| Unpublished or unreleased | 6 |

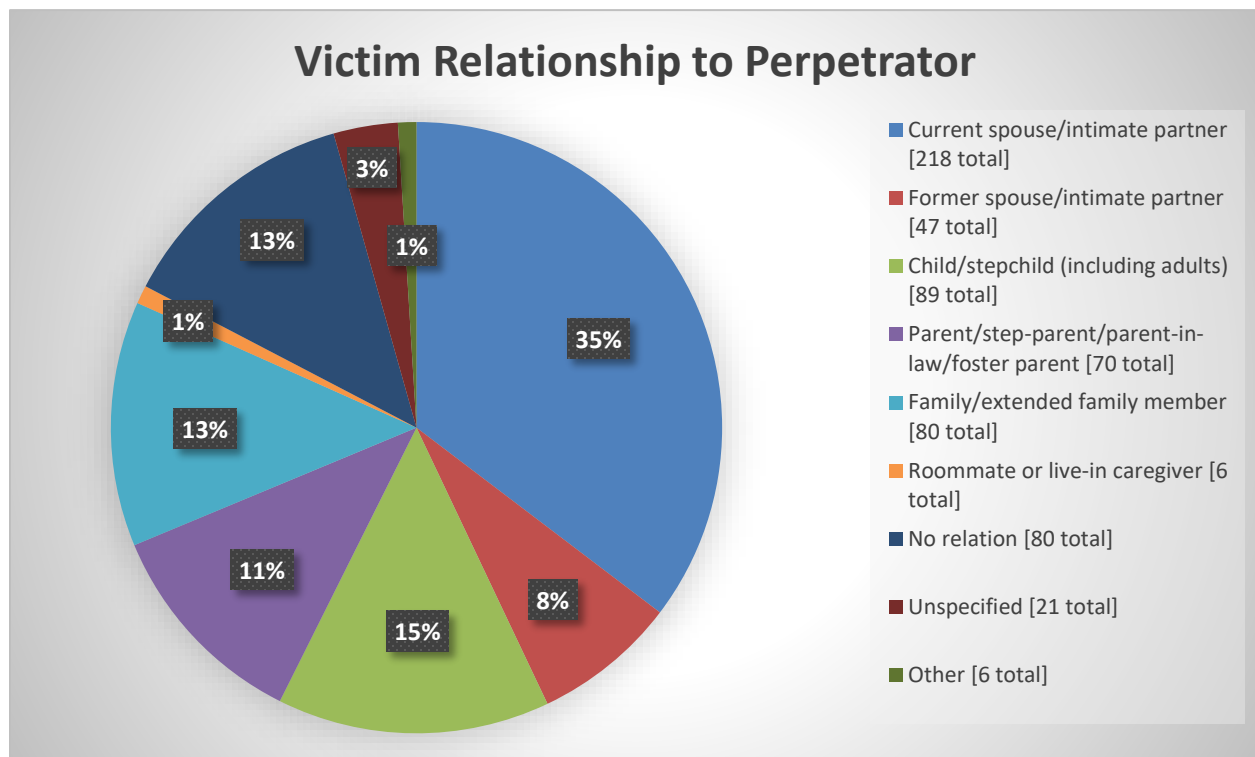
Age and Gender of All Victims

The first chart below displays the number of victims by gender within a series of age ranges. Only victims whose age and gender were known from source material are included in the chart. For a more detailed breakdown that includes victims whose gender and/or age were unspecified in the source material, see the table below the chart.



| Number of Victims by Age and Gender | | | | |
|-------------------------------------|--------|------|---------|--------------|
| Age of Victim | Female | Male | Unknown | Total by Age |
| 0-6 | 16 | 7 | 3 | 26 |
| 7-17 | 24 | 16 | 7 | 47 |
| 18-30 | 68 | 31 | 2 | 101 |
| 31-40 | 51 | 21 | 0 | 72 |
| 41-50 | 55 | 27 | 0 | 82 |
| 51-60 | 46 | 25 | 0 | 71 |
| 61-70 | 27 | 28 | 0 | 55 |
| 71-80 | 18 | 12 | 0 | 30 |
| 81-90 | 8 | 1 | 0 | 9 |
| 91-100 | 2 | 1 | 0 | 3 |
| Unknown | 51 | 22 | 24 | 97 |
| Total by Gender | 366 | 191 | 36 | 593 |

Relationship of Victim to Perpetrator



The chart above presents a breakdown of the types of relationships that victims had with perpetrators. The categories are broad and cannot reflect the nuances of actual relationships. For instance, the “child/stepchild” category includes children of perpetrators as well as children of victims who may or may not have had a filial relationship with the perpetrator in reality. The “family/extended family” category represents a wide range of relationships, from grandparents and grandchildren to cousins, siblings, in-laws, intimate partners of family members, and everything in between. The “no relation” category likewise contains an extremely diverse range of victims, including bystanders who did not know the perpetrator at all, neighbors, and people whose only connection to the perpetrator was

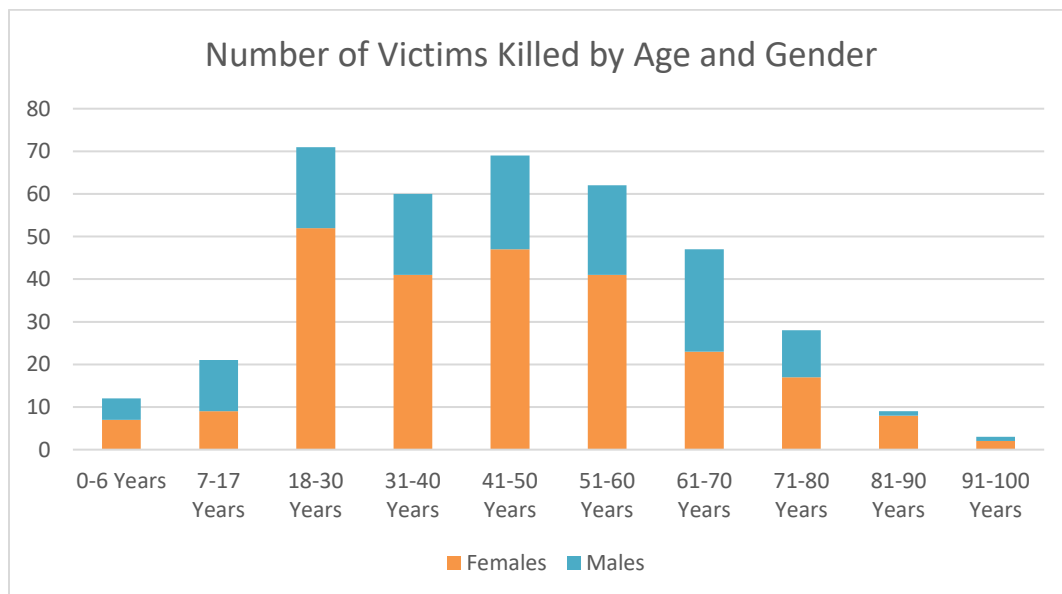
through their current intimate partner (for instance, a victim who was dating the perpetrator's ex-girlfriend). The "unspecified" category contains victim/perpetrator relationships that were not described in the sources, so it was impossible to place them in any other category. Finally, the "other" category includes coworkers, friends, and dating partners who it did not make sense to include in the "current spouse/intimate partner" category based on available information (e.g., in one case the perpetrator killed the victim after going on a hike on their first date).

The sum of the totals listed for each relationship category in the legend (617) is greater than the total number of victims (593) because there were several incidents in which there were more than one perpetrator. In these cases, the relationship that the victim(s) had with each perpetrator is counted separately in the chart.

Age and Gender of Victims Killed

The first chart below displays the number of victims killed by gender within a series of age ranges. Only victims whose age and gender were known from source material are included in the chart. For a more detailed breakdown that includes victims whose gender and/or age were unspecified in the source material, see the table below the chart.

Among victims under 18 years old who were killed during domestic violence incidents, the gender divide is roughly equal. However, in the 18 to 30 age group, the data show a significant leap in the number of fatalities and a stark gender divide. More than twice as many female victims as males were killed in this age range, at a ratio of approximately 27:10. There were roughly twice as many female fatalities as male fatalities in the age ranges 31-40, 41-50, and 51-60, and a consistently high number of total fatalities. This trend ends and the gender divide becomes roughly equal again beginning with the age group 61-70, along with a significant decline in total number of fatalities.

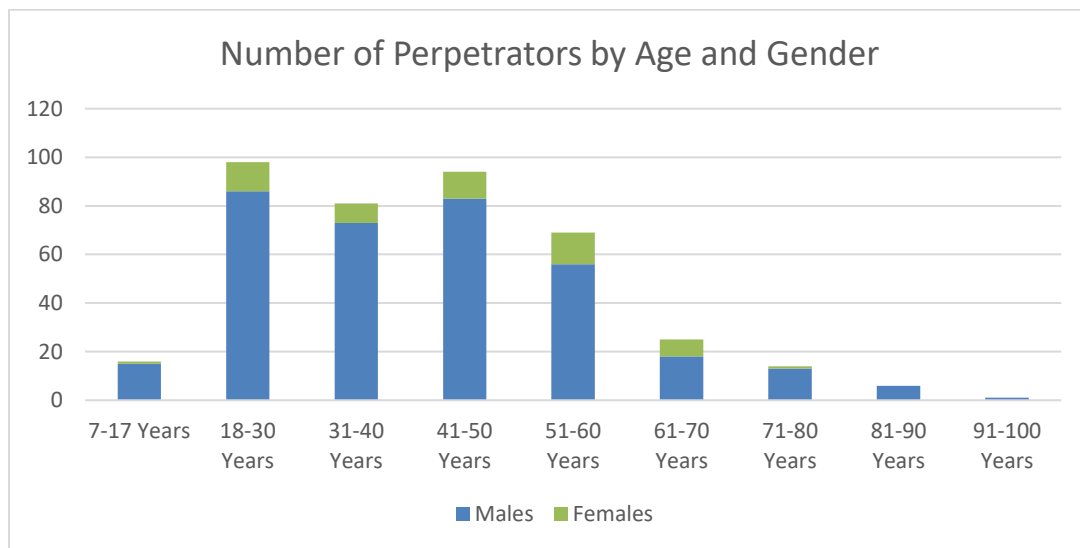


| Number of Victims Killed by Age and Gender | | | | |
|--|--------|------|---------|--------------|
| Age of Victim | Female | Male | Unknown | Total by Age |
| 0-6 | 7 | 5 | 0 | 12 |
| 7-17 | 9 | 12 | 0 | 21 |
| 18-30 | 52 | 19 | 0 | 71 |
| 31-40 | 41 | 19 | 0 | 60 |
| 41-50 | 47 | 22 | 0 | 69 |
| 51-60 | 41 | 21 | 0 | 62 |
| 61-70 | 23 | 24 | 0 | 47 |
| 71-80 | 17 | 11 | 0 | 28 |
| 81-90 | 8 | 1 | 0 | 9 |
| 91-100 | 2 | 1 | 0 | 3 |
| Unknown | 3 | 2 | 3 | 8 |
| Total by Gender | 250 | 137 | 3 | 390 |

Age and Gender of All Perpetrators

The first chart below displays the number of perpetrators by gender within a series of age ranges. Only perpetrators whose age and gender were known from source material are included in the chart. For a more detailed breakdown that includes perpetrators whose gender and/or age were unspecified in the source material, see the table below the chart.

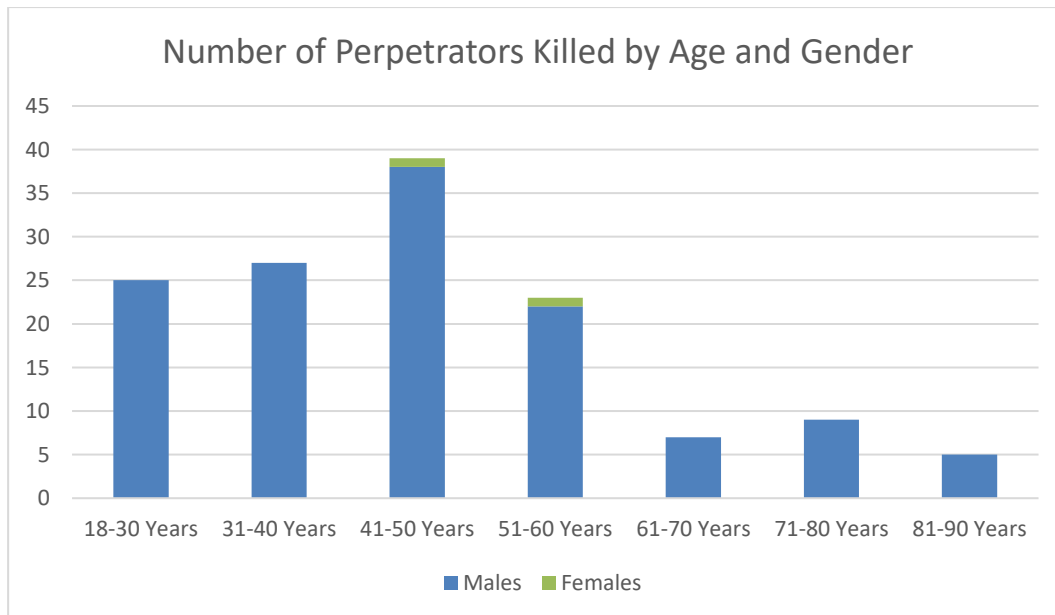
Approximately 86% of perpetrators were male, 13% were female, and 1% unspecified.



| Number of Perpetrators by Age and Gender | | | | |
|--|------------|-----------|----------|--------------|
| Age of Perpetrator | Male | Female | Unknown | Total by Age |
| 7-17 | 15 | 1 | 0 | 16 |
| 18-30 | 86 | 12 | 0 | 98 |
| 31-40 | 73 | 8 | 0 | 81 |
| 41-50 | 83 | 11 | 0 | 94 |
| 51-60 | 56 | 13 | 0 | 69 |
| 61-70 | 18 | 7 | 0 | 25 |
| 71-80 | 13 | 1 | 0 | 14 |
| 81-90 | 6 | 0 | 0 | 6 |
| 91-100 | 1 | 0 | 0 | 1 |
| Unknown | 7 | 0 | 3 | 10 |
| Total by Gender | 358 | 53 | 3 | 414 |

Age and Gender of Perpetrators Killed

The first chart below displays the number of perpetrators killed by gender within a series of age ranges. Only perpetrators whose age and gender were known from source material are included in the chart. For a more detailed breakdown that includes perpetrators whose gender and/or age were unspecified in the source material, see the table below the chart.



| Number of Perpetrators Killed by Age and Gender | | | | |
|---|------|--------|---------|--------------|
| Age of Perpetrator | Male | Female | Unknown | Total by Age |
| 7-17 | 0 | 0 | 0 | 0 |
| 18-30 | 25 | 0 | 0 | 25 |
| 31-40 | 27 | 0 | 0 | 27 |
| 41-50 | 38 | 1 | 0 | 39 |
| 51-60 | 22 | 1 | 0 | 23 |
| 61-70 | 7 | 0 | 0 | 7 |
| 71-80 | 9 | 0 | 0 | 9 |
| 81-90 | 5 | 0 | 0 | 5 |
| 91-100 | 0 | 0 | 0 | 0 |
| Unknown | 4 | 0 | 3 | 7 |
| Total by Gender | 137 | 2 | 3 | 142 |