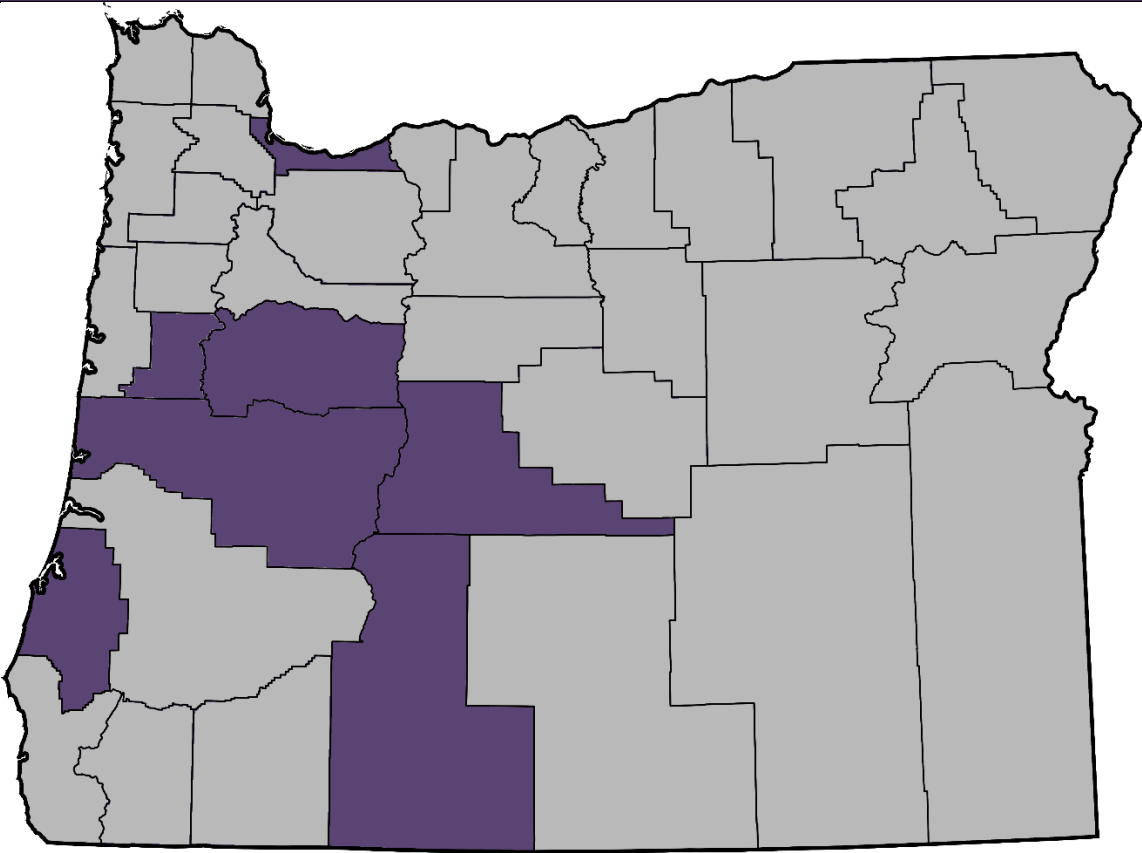


# Fatal Domestic Violence in Oregon: Demographics Related to Victims, Perpetrators, and Incidents

## 2021 Report



**Oregon Coalition**  
*Against Domestic & Sexual Violence*

9570 SW Barbur Blvd., Suite 214, Portland, OR • 503.230.1951 • [www.ocadsv.org](http://www.ocadsv.org)

For more information about this report, please contact:

Oregon Coalition Against Domestic and Sexual Violence  
9570 SW Barbur Blvd., Suite 214  
Portland, OR 97219  
503-230-1951  
[info@ocadsv.org](mailto:info@ocadsv.org)

Published January 2023

## Table of Contents

<b>Introduction</b> .....	1
Definitions .....	2
<b>Overview: Domestic Violence Incidents across Oregon</b> .....	3
<b>A Look at Victims and Perpetrators</b>	
Overview of Victims .....	4
Age and Gender of Victims .....	5
Number of Victims Killed by Age and Gender .....	5
Relationship of Victim to Male Perpetrator .....	6
Relationship of Victim to Female Perpetrator .....	6
Number of Victims by Type of Relationship to Perpetrator .....	6
Relationship of Victim Killed to Perpetrator .....	6
Number of Victims Killed by Type of Relationship to Perpetrator .....	7
Cause of Victim Deaths .....	7
Overview of Perpetrators .....	7
Age and Gender of Perpetrators .....	8
Number of Perpetrators Killed by Age and Gender .....	8
Cause of Perpetrator Deaths .....	9
<b>A Closer Look at the Incidents</b>	
Location of Incident .....	9
Narrative Summaries by County .....	9
<b>Intimate Partner Violence Supplement</b> .....	11
<b>Cumulative Domestic Violence Fatality Data: 2009 Through 2021</b> .....	16

## Introduction

In 2021, Oregon lost 18 people in fatal domestic violence incidents. In this report, the Coalition has utilized a broad definition of domestic violence, including a wide variety of incidents that take place in the context of a family or household. We track incidents involving care providers, people related by blood or marriage including extended family, current and former intimate partners, the extended family of current and former intimate partners, and cases of prostitution (covered under the term intimate partner). The term victim as used in this report refers to any individual who was killed, sustained injury, or was otherwise involved in an episode of fatal domestic violence, including bystanders. You will find tables and graphs with data pertaining to all victims, and tables and graphs specifically providing data pertaining to victims who lost their lives (the header of these tables and graphs will refer to “victims killed”). Perpetrator data are provided in the same manner.

This report includes a section dedicated to intimate partner violence (IPV) fatalities that is identical in form to the larger report, and a new section dedicated to cumulative data. Thanks to data collection begun by the Multnomah County Domestic and Sexual Violence Coordination Office in 2009, and to ongoing efforts by the Coalition, begun in 2012, we now have over ten years of domestic violence fatality data drawn from the extensive review of media reports. The new section on this cumulative data provides an overview of data collected for the years 2009 through 2021. It draws from the most recent research that the Coalition has done. In many cases, adjustments have been made to annual fatality totals and other specifics from previous years. You may notice discrepancies between past annual domestic violence fatality reports and the data presented here. This section presents the most up-to-date information.

## Definitions

**Domestic violence-** a pattern of coercive tactics that can include physical, psychological, sexual, economic, and/or emotional abuse, perpetrated by one person against a family member, intimate partner, or person in their care, with the goal of establishing and maintaining power and control.

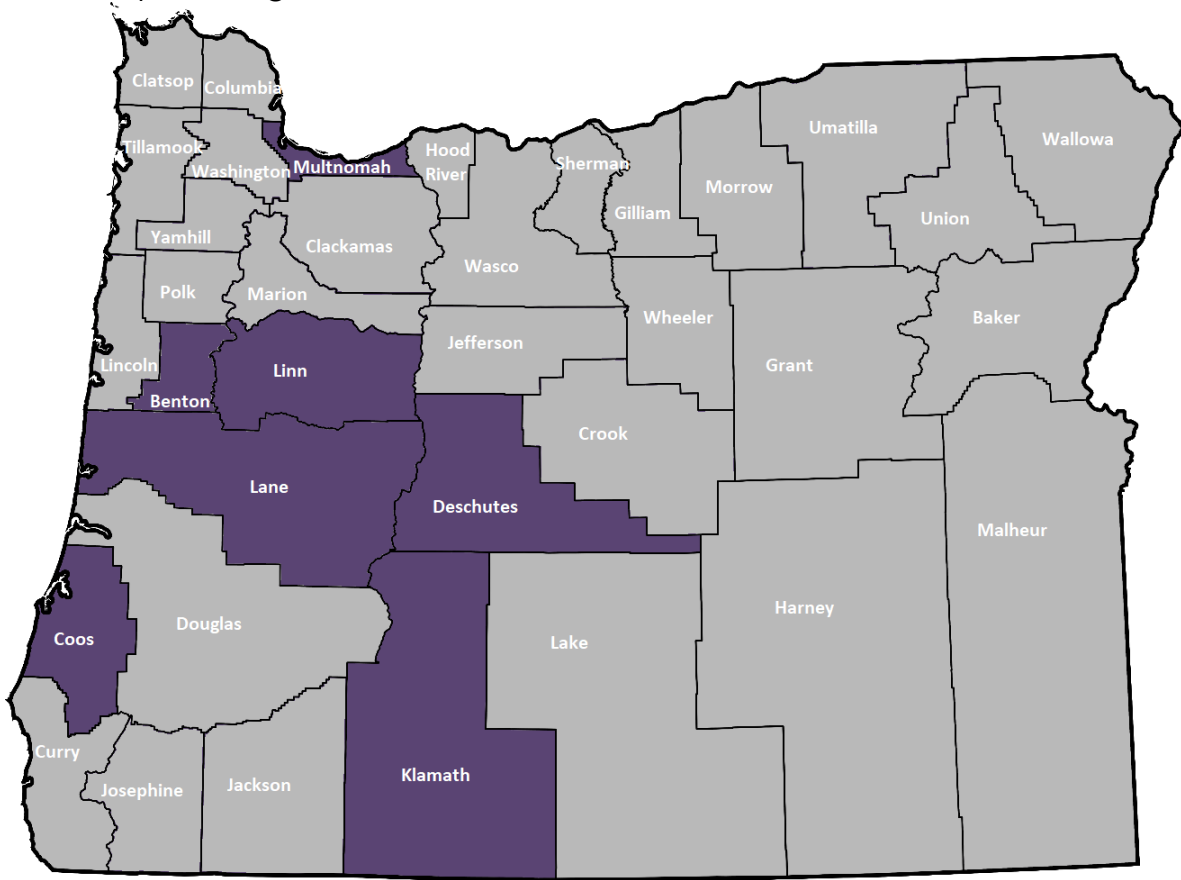
**Intimate partner violence-** a pattern of coercive tactics that can include physical, psychological, sexual, economic, and/or emotional abuse, perpetrated by one person against a current or former intimate partner, with the goal of establishing and maintaining power and control. It is a subcategory of domestic violence.

**Victim-** any individual who was killed, sustained injury, or was otherwise involved in an episode of fatal domestic violence, including bystanders.

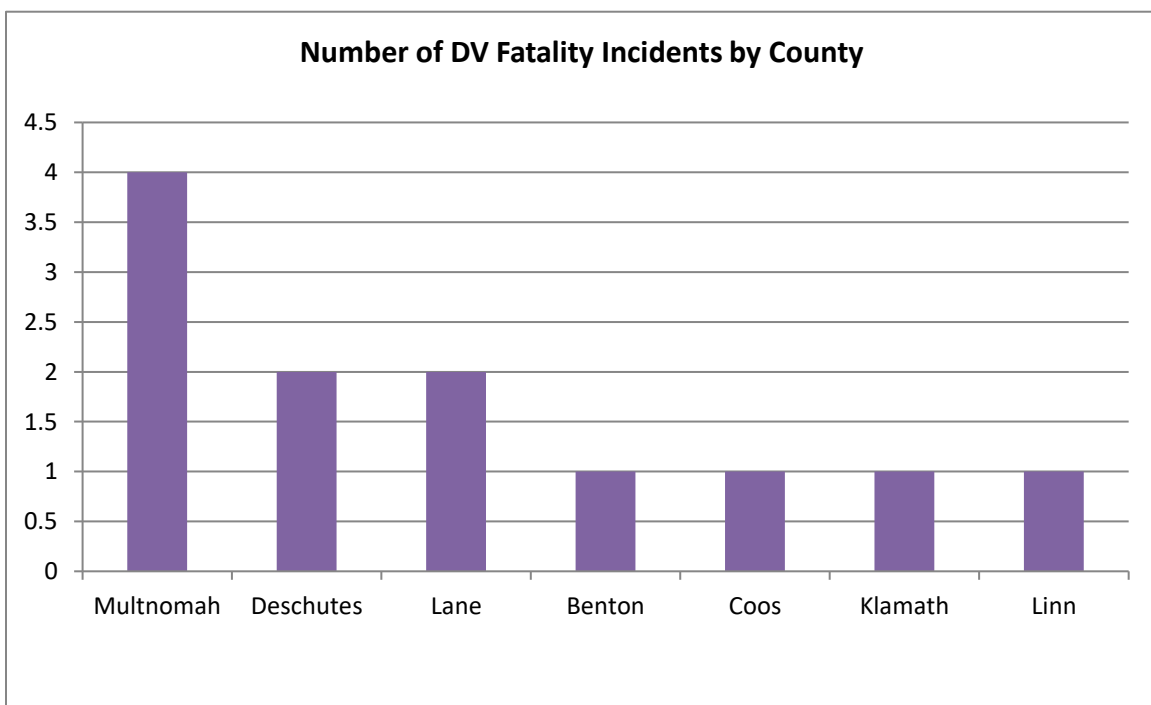
## Overview: Domestic Violence Incidents across Oregon

A total of **18** people—victims and perpetrators—lost their lives in 2021.

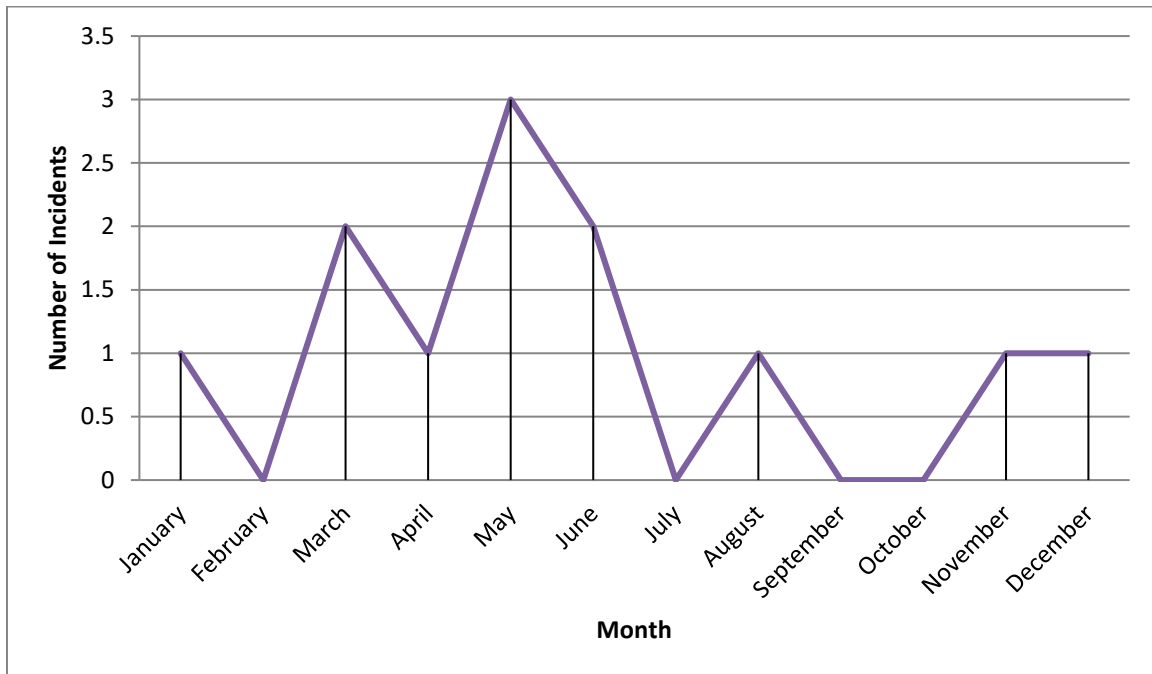
**Seven** out of thirty-six Oregon counties had at least one fatal domestic-violence incident.



The state suffered a **total of 12** separate incidents of fatal domestic violence, with the highest number concentrated in Multnomah County.



The highest number of fatal DV incidents in a one-month period occurred in **May**.



### Types of Incidents

Murder (including self-defense)	11
Murder-suicide or attempted murder-suicide	1
Police intervention death	0
Total	12

## A Look at Victims and Perpetrators

### Overview of All Victims

Total number of victims	22
Total number of victims killed	17
Total number of female victims	12
Number of female victims killed	9
Number of female victims physically injured	0
Total number of male victims	10
Number of male victims killed	8
Number of male victims physically injured	0
Total number of victims of unspecified gender	0
Number of victims of unspecified gender killed	0
Number of victims of unspecified gender physically injured	0

Out of a total of twenty-two victims, **77%** were killed.

Of twelve female victims, **75%** were killed.

Of ten male victims, **80%** were killed.

Age and Gender of All Victims				
Age of Victim	Female	Male	Unknown	Total by Age
0-6	0	0	0	0
7-17	0	1	0	1
18-30	3	0	0	3
31-40	1	2	0	3
41-50	2	1	0	3
51-60	1	0	0	1
61-70	0	2	0	2
71-80	1	1	0	2
81-90	1	2	0	3
Unknown	3	1	0	4
Total by Gender	12	10	0	22

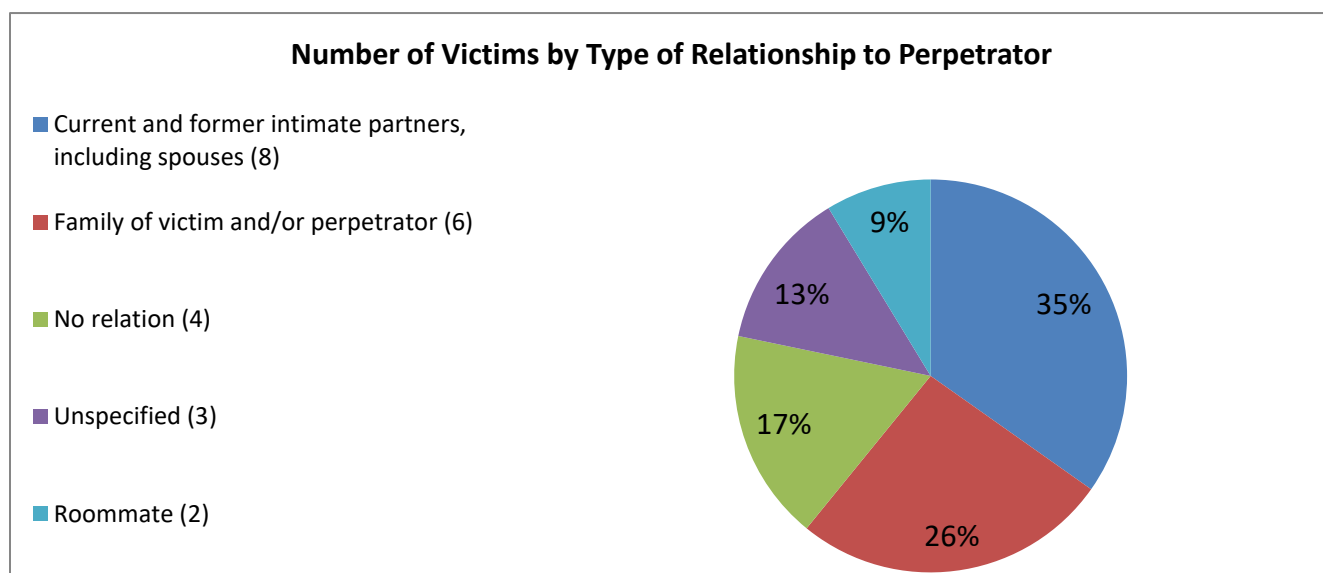
Number of Victims Killed by Age and Gender				
Age of victim	Female	Male	Unknown	Total by Age
0-6	0	0	0	0
7-17	0	0	0	0
18-30	3	0	0	3
31-40	0	2	0	2
41-50	2	1	0	3
51-60	1	0	0	1
61-70	0	2	0	2
71-80	1	1	0	2
81-90	1	2	0	3
Unknown	1	0	0	1
Total by Gender	9	8	0	17



Relationship of Victim to Male Perpetrator*			
When perpetrator was male, victim was:			
Brother	1	Current intimate partner	2
Father	1	Former intimate partner	2
Grandfather	1	Grandmother	1
Mother	1	No relation	4
Roommate	2	Sister in law	1
Unspecified	3	Wife	1
Total: 20			

Relationship of Victim to Female Perpetrator*			
When perpetrator was female, victim was:			
Former intimate partner	1	Current intimate partner	1
Husband	1		
Total: 3			

\*In one incident involving a single victim, there were two perpetrators (one female and one male).

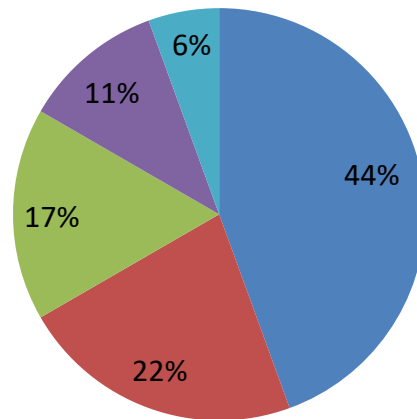


Relationship of Victim Killed to Perpetrator*			
Current intimate partner	3	Father	1
Former intimate partner	3	Grandfather	1
Grandmother	1	Husband	1
No relation	3	Roommate	2
Sister in law	1	Wife	1
Unspecified	1		
Total: 18			

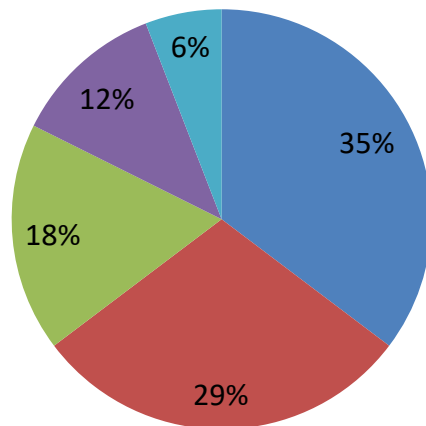
\*In one incident, there were two perpetrators.

### Number of Victims Killed by Type of Relationship to Perpetrator

- Current or former intimate partner, including spouses (8)
- Family of victim and/or perpetrator (4)
- No relation (3)
- Roommate (2)
- Unspecified (1)



### Cause of Victim Deaths



- Gunshot (6)
- Unspecified (5)
- Hit by car (3)
- Stabbing or sharp force trauma (2)
- Blunt force trauma (1)

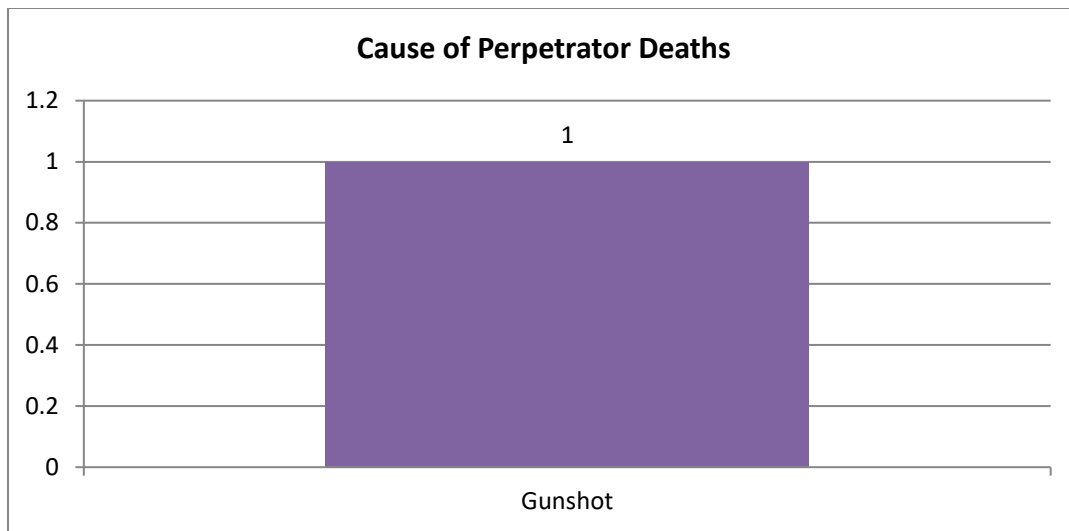
### Overview of Perpetrators

Total number of perpetrators	12
Total number of perpetrators killed	1
Total number of male perpetrators	9
Number of male perpetrators killed	1
Number of male perpetrators physically injured	0
Total number of female perpetrators	3
Number of female perpetrators killed	0

Number of female perpetrators physically injured	0
Total number of perpetrators of unspecified gender	0
Number of perpetrators of unspecified gender killed	0
Number of perpetrators of unspecified gender physically injured	0

Age and Gender of Perpetrators				
Age of Perpetrator	Male	Female	Unknown	Total by Age
Under 18	0	0	0	0
18-30	5	0	0	5
31-40	1	2	0	3
41-50	1	1	0	2
51-60	1	0	0	1
61-70	1	0	0	1
71-80	0	0	0	0
81-90	0	0	0	0
Unknown	0	0	0	0
Total	9	3	0	12

Number of Perpetrators Killed by Age and Gender				
Age of Perpetrator	Males	Females	Unknown	Total by Age
Under 18	0	0	0	0
18-30	0	0	0	0
31-40	0	0	0	0
41-50	0	0	0	0
51-60	1	0	0	1
61-70	0	0	0	0
71-80	0	0	0	0
81-90	0	0	0	0
Unknown	0	0	0	0
Total	1	0	0	1



## A Closer Look at the Incidents

### Location

Overview of Incident Locations*	
Residence, immediate vicinity of residence, or personal property	10
Store	2
Campground	1
Vehicle	1

\*One incident involved three locations

### Narrative Summaries by County

#### Benton

**Philomath-** A man fatally shot his wife in their home before shooting and killing himself. She may have been preparing to leave.

#### Coos

**North Bend-** A man fatally stabbed his father at an RV campground before stealing his father's truck and fatally striking two pedestrians in the campground. He then shot and killed a woman at a store before crashing the truck and carjacking another woman at gunpoint.

#### Deschutes

**Bend-** A man attacked his ex-girlfriend and she died weeks later in the hospital from her injuries. He was initially arrested but

released due to lack of evidence.

**Bend-** The same man who was released for lack of evidence in the fatal assault of his ex-girlfriend (above) attacked and killed two roommates and took his mother hostage a few months later.

## **Klamath**

**Sprague River-** A woman fatally shot her boyfriend while he slept.

## **Lane**

**Cottage Grove-** A man fatally assaulted his girlfriend.

**Eugene-** A man murdered his grandparents in their home.

## **Linn**

**Albany-** A woman and man fatally shot her ex-boyfriend in the latter's home.

## **Multnomah**

**Portland-** A man fatally shot his girlfriend in her home while her two children were present.

**Portland-** A man fatally shot his sister-in-law in the back of the head in the midst of an argument with his brother.

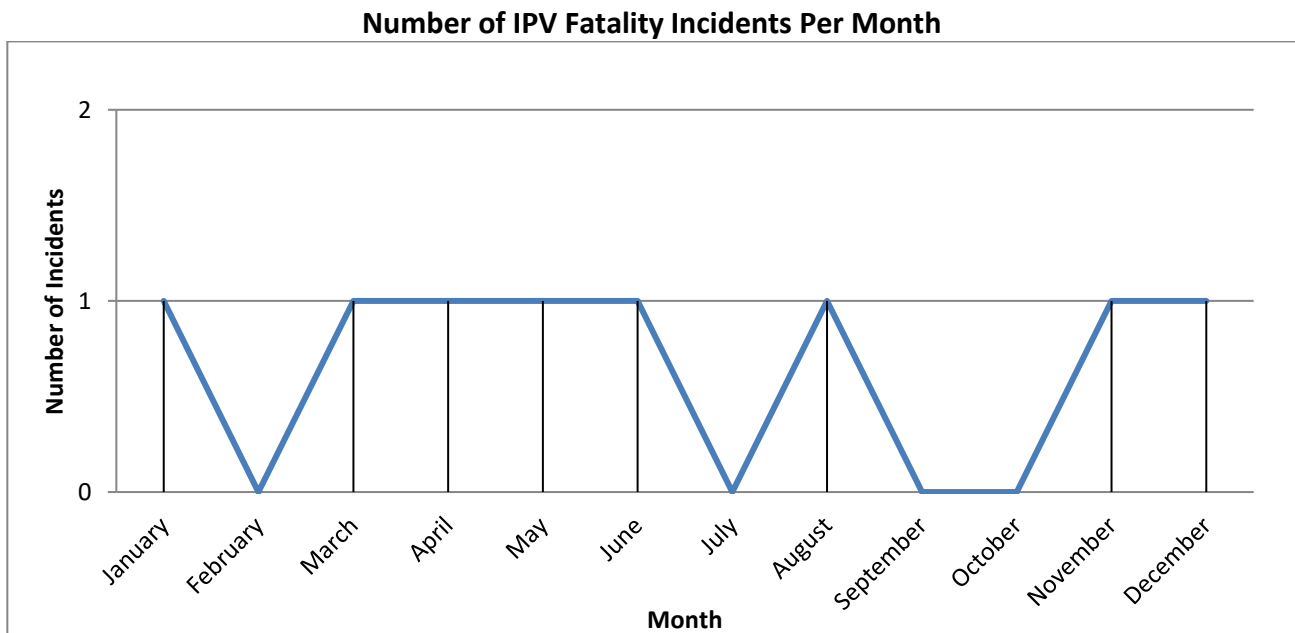
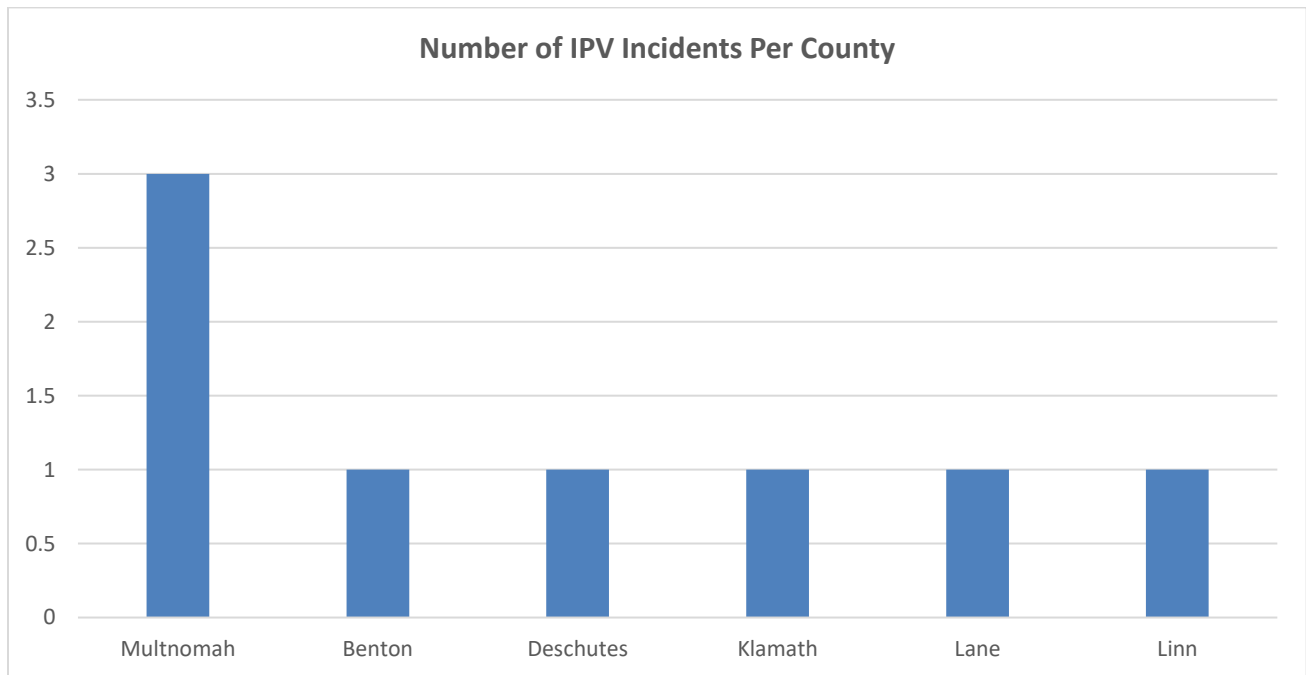
**Portland-** A woman ran over and killed her husband in the parking lot of a grocery store.

**Portland-** A man held his ex-girlfriend hostage and engaged in a standoff with police before fatally shooting her in her home.

## 2021 IPV Supplement

*This supplement examines intimate partner violence (IPV) fatalities, a subcategory of domestic violence fatalities (see definitions on page 2 of this report).*

There were a total of eight IPV and IPV-related fatality incidents in 2021.



## Types of Incidents

Murder (including self-defense)	7
Murder-suicide or attempted murder-suicide	1
Total	8

## Overview of Victims

Total number of victims	10
Total number of victims killed	8
Total number of female victims	6
Number of female victims killed	5
Number of female victims physically injured	0
Total number of male victims	4
Number of male victims killed	3
Number of male victims physically injured	0

## Age and Gender of Victims

Age of Victim	Female	Male	Unknown	Total by Age
0-6	0	0	0	0
7-17	0	1	0	1
18-30	2	0	0	2
31-40	0	2	0	2
41-50	1	1	0	2
51-60	1	0	0	1
61-70	0	0	0	0
71-80	0	0	0	0
81-90	0	0	0	0
Unknown	2	0	0	2
Total by Gender	6	4	0	10

Number of Victims Killed by Age and Gender				
Age of victim	Females Killed	Males Killed	Unknown	Total by Age
0-6	0	0	0	0
7-17	0	0	0	0
18-30	2	0	0	2
31-40	0	2	0	2
41-50	1	1	0	2
51-60	1	0	0	1
61-70	0	0	0	0
71-80	0	0	0	0
81-90	0	0	0	0
Unknown	1	0	0	1
Total by Gender	5	3	0	8

Relationship of Victim to Male Perpetrator*			
When perpetrator was male, victim was:			
Current intimate partner	2	Former intimate partner	2
Wife	1	Unspecified	3
Total: 8			

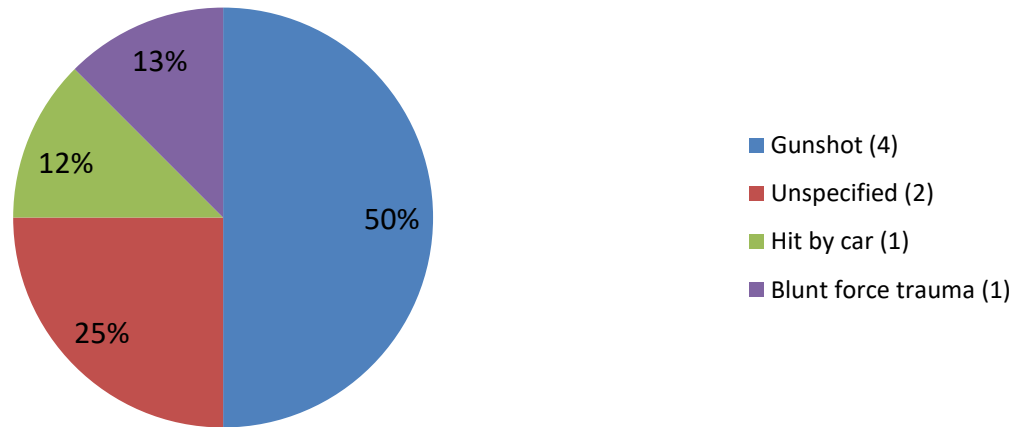
Relationship of Victim to Female Perpetrator*	
When perpetrator was female, victim was:	
Current intimate partner	1
Husband	1
Former intimate partner	1
Total: 3	

Relationship of Victim Killed to Perpetrator*			
Current intimate partner	3	Former intimate partner	3
Husband	1	Wife	1
Unspecified	1		
Total: 9			

\*In one incident there were two perpetrators (one female and one male).



**Cause of Victim Deaths**



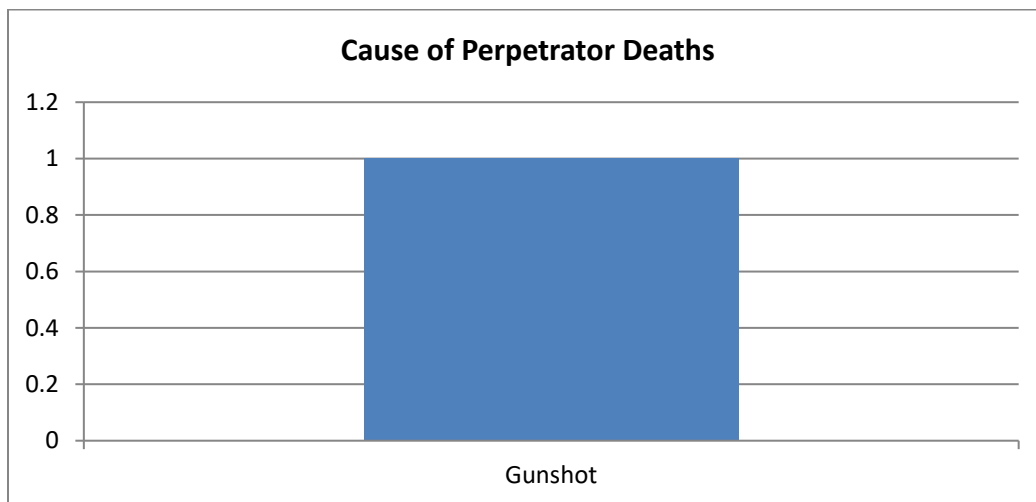
### Overview of Perpetrators

Total number of perpetrators	9
Total number of perpetrators killed	1
Total number of male perpetrators	6
Number of male perpetrators killed	1
Number of male perpetrators physically injured	0
Total number of female perpetrators	3
Number of female perpetrators killed	0
Number of female perpetrators physically injured	0

### Age and Gender of Perpetrators

Age of Perpetrator	Male	Female	Unknown	Total by Age
Under 18	0	0	0	0
18-30	2	0	0	2
31-40	1	2	0	3
41-50	1	1	0	2
51-60	1	0	0	1
61-70	1	0	0	1
71-80	0	0	0	0
81-90	0	0	0	0
Unknown	0	0	0	0
Total	6	3	0	9

Number of Perpetrators Killed by Age and Gender				
Age of Perpetrator	Males Killed	Females Killed	Unknown	Total by Age
Under 18	0	0	0	0
18-30	0	0	0	0
31-40	0	0	0	0
41-50	0	0	0	0
51-60	1	0	0	1
61-70	0	0	0	0
71-80	0	0	0	0
81-90	0	0	0	0
Unknown	0	0	0	0
Total	1	0	0	1



### A Closer Look at the Incidents

#### Location

Location of Incident	
Residence or immediate vicinity of residence, or personal property	7
Store	1

## Cumulative Domestic Violence Fatality Data: 2009 Through 2021

In Oregon from 2009 through 2021, there were a total of 426 fatal domestic violence incidents that resulted in 578 deaths. These incidents involved 643 victims and 448 perpetrators.

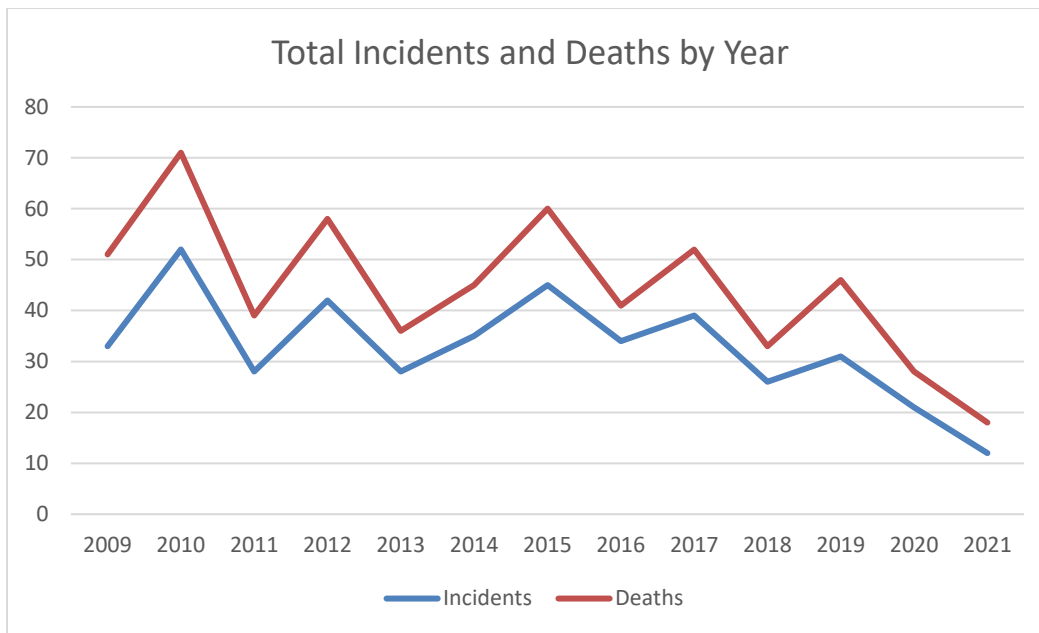
426 Incidents	643 Victims	448 Perpetrators	578 Deaths
------------------	----------------	---------------------	---------------

On average, there were 33 fatal domestic violence incidents per year at the rate of 2.7 fatal incidents per month, and 44 deaths per year at the rate of 3.7 deaths per month.

### Total Domestic Violence Incidents and Deaths by Year

The following table presents the total number of fatal domestic violence incidents and the total number of victims, perpetrators, and deaths involved in those incidents by year. The chart below the table presents the same annual incident and death totals in a linear format, which shows a downward trend over the course of the twelve years that data were collected.

Year	Incidents	Victims	Perpetrators	Deaths
2009	33	52	33	51
2010	52	68	53	71
2011	28	46	32	39
2012	42	65	43	58
2013	28	44	30	36
2014	35	58	35	45
2015	45	57	47	60
2016	34	48	37	41
2017	39	55	41	52
2018	26	40	31	33
2019	31	60	32	46
2020	21	28	22	28
2021	12	22	12	18



### Total Number of Incidents and Deaths by County

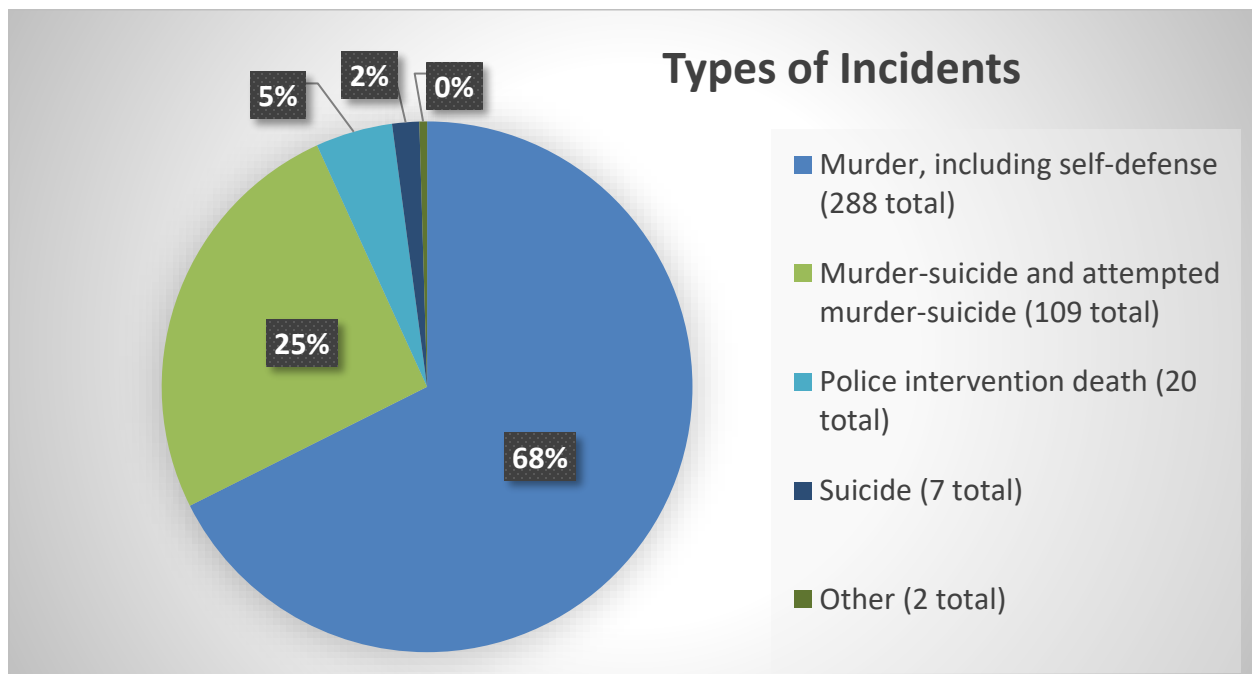
Multnomah County had the highest number of fatal domestic violence incidents and deaths from 2009 through 2021. Twenty percent of all incidents took place in Multnomah County, and eighteen percent of all fatalities.

Lane County had the second highest number of fatal incidents and deaths, followed closely by Washington County.

County	Incidents	Deaths	County	Incidents	Deaths
Baker	2	2	Lake	2	3
Benton	6	7	Lane	42	62
Clackamas	32	43	Lincoln	3	4
Clatsop	4	6	Linn	19	25
Columbia	3	6	Malheur	6	8
Coos	20	29	Marion	26	38
Crook	3	5	Morrow	2	2
Curry	1	1	Multnomah	84	102
Deschutes	21	31	Polk	3	5
Douglas	12	16	Sherman	0	0
Gilliam	0	0	Tillamook	6	9
Grant	1	2	Umatilla	6	8
Harney	0	0	Union	2	2
Hood River	4	5	Wallowa	1	1
Jackson	28	39	Wasco	6	6
Jefferson	6	7	Washington	42	59
Josephine	13	17	Wheeler	0	0
Klamath	14	17	Yamhill	6	10

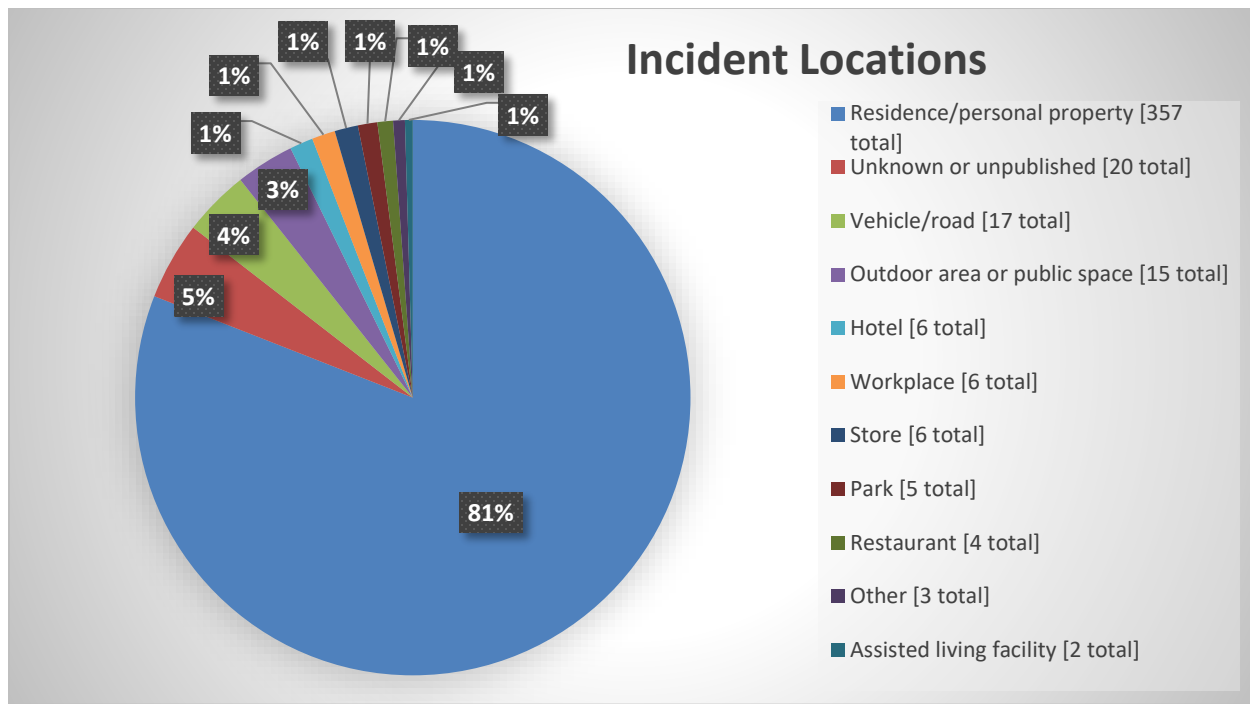
## Types of Incidents

The majority of fatal domestic violence incidents were murders, including murders committed in self-defense. This type of incident constituted 68% of all incidents across the thirteen years of data we've collected so far. A significant minority of incidents were completed and attempted murder-suicides, comprising 25% of all incidents. There were 20 police intervention deaths comprising 5% of all incidents. These incidents involved a responding police officer killing a domestic violence perpetrator. (This category of incident includes situations in which the *only* fatality resulted from police intervention). There were seven domestic-violence related suicides comprising 2% of all incidents, and two "other" incidents, both of which involved fatal car crashes that, based on available information, appear to have been accidental but took place during or immediately following an altercation.



## Incident Location

The vast majority of fatal domestic violence incidents took place at a personal residence. Several incidents involved multiple locations.



### Cause of Death – Victims

There were a total of 430 victim deaths from a wide range of causes. Gunshot was the most common cause of death for victims, at 51%, followed by stabbing, at 17%.

Cause of Death	Number of Victims
Gunshot	221
Stabbing	73
Blunt force trauma	28
Strangulation	20
Multiple causes	13
Beating	9
Car crash or hit by car	9
Effects of arson/smoke inhalation/burns	6
Sharp force trauma	6
Neglect	3
Asphyxiation	2
Pushed from a height	2
Suffocation	2
Decapitation	1
Drowning	1
Undetermined	1
Unpublished or unreleased	33

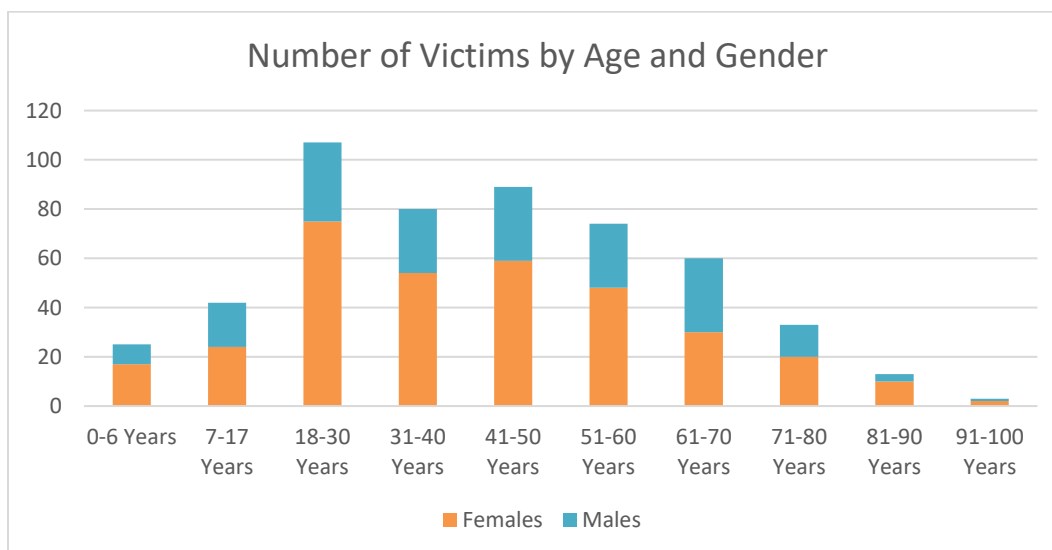
### Cause of Death – Perpetrators

There were a total of 148 perpetrator deaths. Gunshot was the cause of the vast majority of perpetrator deaths, at 88%.

Cause of Death	Number of Perpetrators
Gunshot	131
Stabbing	4
Hanging	4
Car crash	2
Jump from building	1
Unpublished or unreleased	6

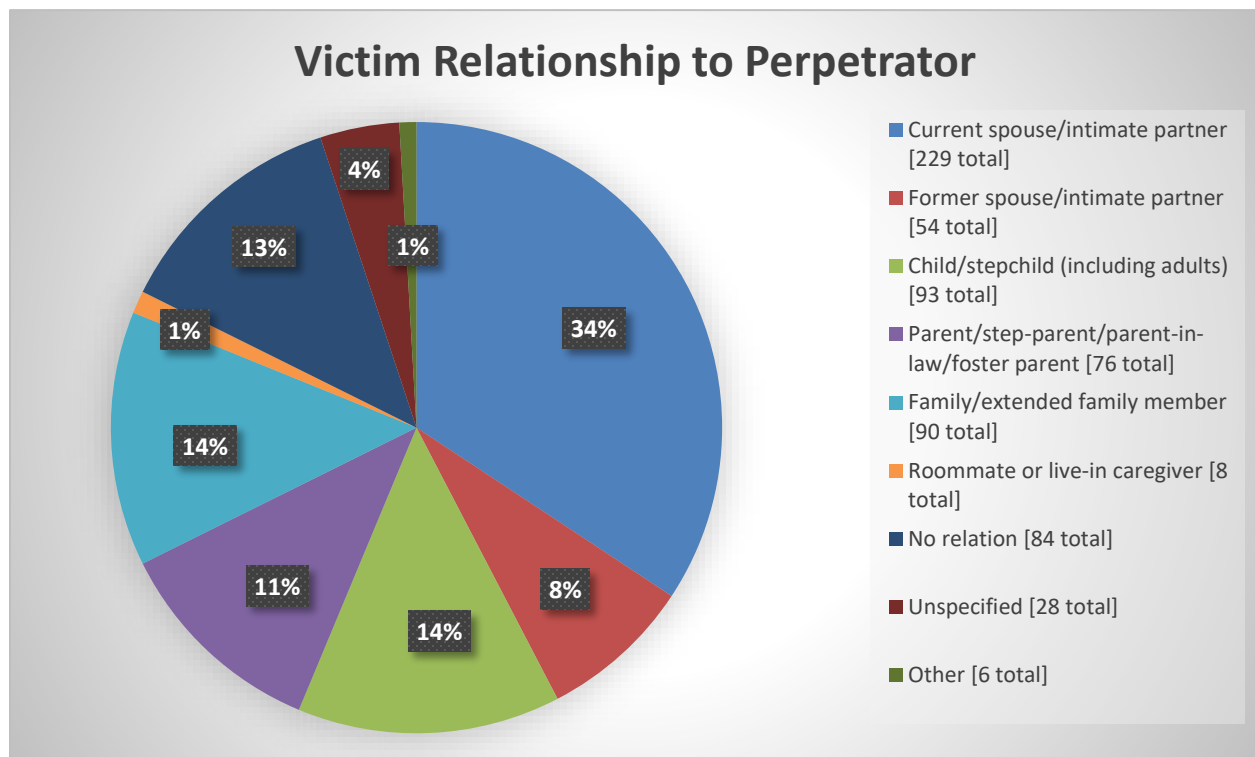
### Age and Gender of All Victims

The first chart below displays the number of victims by gender within a series of age ranges. Only victims whose age and gender were known from source material are included in the chart. For a more detailed breakdown that includes victims whose gender and/or age were unspecified in the source material, see the table below the chart.



Number of Victims by Age and Gender				
Age of Victim	Female	Male	Unknown	Total by Age
0-6	17	8	3	28
7-17	24	18	7	49
18-30	75	32	2	109
31-40	54	26	0	80
41-50	59	30	0	89
51-60	48	26	0	74
61-70	30	30	0	60
71-80	20	13	0	33
81-90	10	3	0	13
91-100	2	1	0	3
Unknown	56	23	26	105
Total by Gender	395	210	38	643

## Relationship of Victim to Perpetrator



The chart above presents a breakdown of the types of relationships that victims had with perpetrators. The categories are broad and cannot reflect the nuances of actual relationships. For instance, the “child/stepchild” category includes children of perpetrators as well as children of victims who may or may not have had a filial relationship with the perpetrator in reality. The “family/extended family” category represents a wide range of relationships, from grandparents and grandchildren to cousins, siblings, in-laws, intimate partners of family members, and everything in between. The “no relation” category likewise contains an extremely diverse range of victims, including bystanders who did not know the perpetrator at all, neighbors, and people whose only connection to the perpetrator was



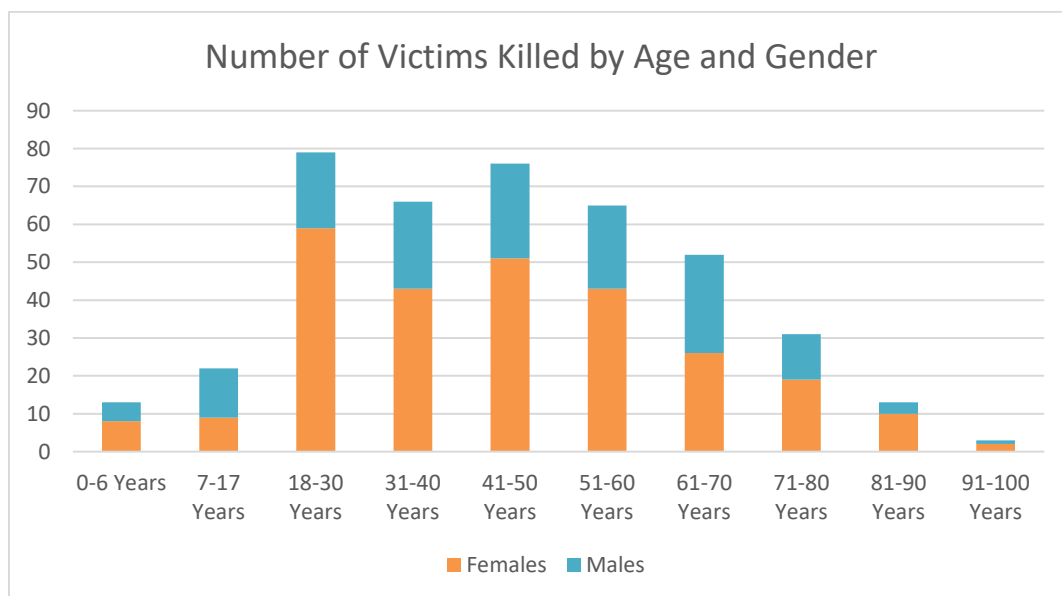
through their current intimate partner (for instance, a victim who was dating the perpetrator's ex-girlfriend). The "unspecified" category contains victim/perpetrator relationships that were not described in the sources, so it was impossible to place them in any other category. Finally, the "other" category includes coworkers, friends, and dating partners who it did not make sense to include in the "current spouse/intimate partner" category based on available information (e.g., in one case the perpetrator killed the victim after going on a hike on their first date).

The sum of the totals listed for each relationship category in the legend (668) is greater than the total number of victims (643) because there were several incidents in which there were more than one perpetrator. In these cases, the relationship that the victim(s) had with each perpetrator is counted separately in the chart.

### Age and Gender of Victims Killed

The first chart below displays the number of victims killed by gender within a series of age ranges. Only victims whose age and gender were known from source material are included in the chart. For a more detailed breakdown that includes victims whose gender and/or age were unspecified in the source material, see the table below the chart.

Among victims under 18 years old who were killed during domestic violence incidents, the gender divide is roughly equal. However, in the 18 to 30 age group, the data show a significant leap in the number of fatalities and a stark gender divide. More than twice as many female victims as males were killed in this age range. There were roughly twice as many female fatalities as male fatalities in the age ranges 31-40, 41-50, and 51-60, and a consistently high number of total fatalities. This trend ends and the gender divide becomes roughly equal again beginning with the age group 61-70 (becoming disparate again in the 81-90 age group), along with a significant decline in total number of fatalities.

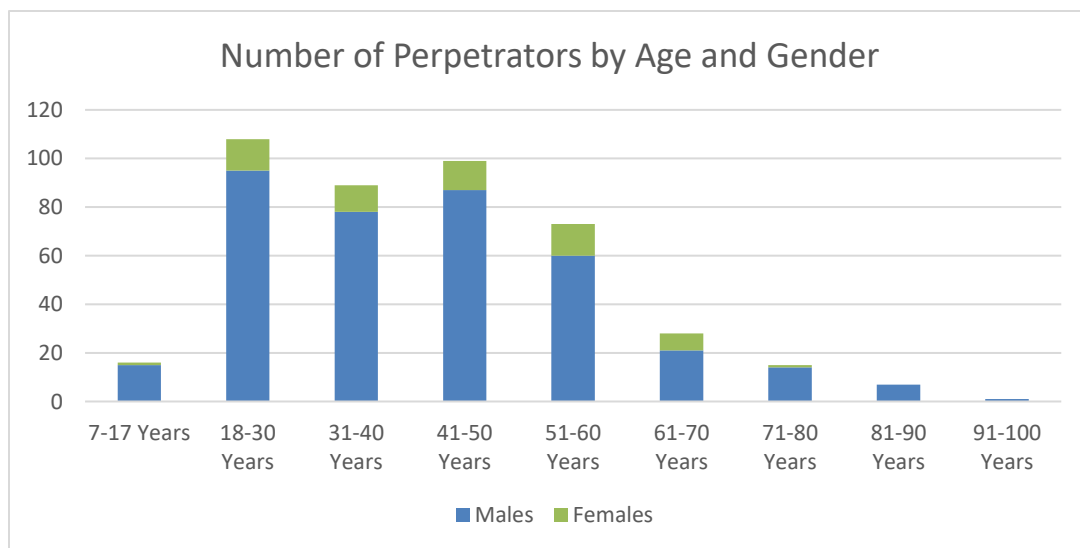


Number of Victims Killed by Age and Gender				
Age of Victim	Female	Male	Unknown	Total by Age
0-6	8	5	0	13
7-17	9	13	0	22
18-30	59	20	0	79
31-40	43	23	0	66
41-50	51	25	0	76
51-60	43	22	0	65
61-70	26	26	0	52
71-80	19	12	0	31
81-90	10	3	0	13
91-100	2	1	0	3
Unknown	4	2	4	10
Total by Gender	274	152	4	430

### Age and Gender of All Perpetrators

The first chart below displays the number of perpetrators by gender within a series of age ranges. Only perpetrators whose age and gender were known from source material are included in the chart. For a more detailed breakdown that includes perpetrators whose gender and/or age were unspecified in the source material, see the table below the chart.

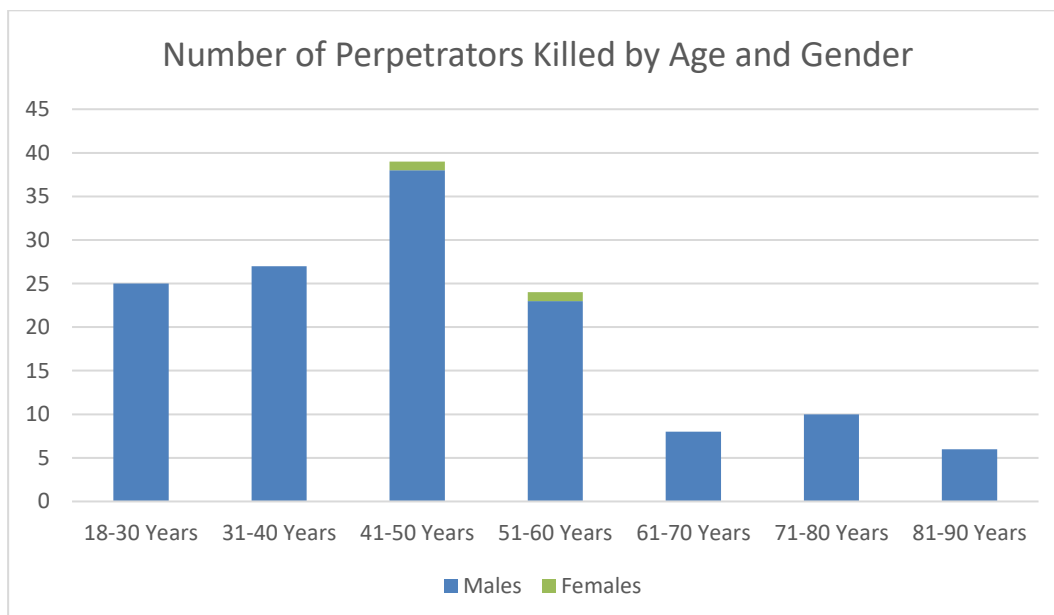
Approximately 86% of perpetrators were male, 13% were female, and 1% unspecified in the source material.



Number of Perpetrators by Age and Gender				
Age of Perpetrator	Male	Female	Unknown	Total by Age
7-17	15	1	0	16
18-30	95	13	0	108
31-40	78	11	0	89
41-50	87	12	0	99
51-60	60	13	0	73
61-70	21	7	0	28
71-80	14	1	0	15
81-90	7	0	0	7
91-100	1	0	0	1
Unknown	8	0	4	12
<b>Total by Gender</b>	386	58	4	448

### Age and Gender of Perpetrators Killed

The first chart below displays the number of perpetrators killed by gender within a series of age ranges. Only perpetrators whose age and gender were known from source material are included in the chart. For a more detailed breakdown that includes perpetrators whose gender and/or age were unspecified in the source material, see the table below the chart.



Number of Perpetrators Killed by Age and Gender				
Age of Perpetrator	Male	Female	Unknown	Total by Age
7-17	0	0	0	0
18-30	25	0	0	25
31-40	27	0	0	27
41-50	38	1	0	39
51-60	23	1	0	24
61-70	8	0	0	8
71-80	10	0	0	10
81-90	6	0	0	6
91-100	0	0	0	0
Unknown	5	0	4	9
Total by Gender	142	2	4	148